



2020

Erie Rise Leadership  
Academy Charter School

Parent Lesson Plan

# [ PARENT LESSON PLAN ]

1st Grade Boys, Week of 3/30

## Contents

INTRODUCTION	1
HELPFUL INFORMATION	3
Distribution Sites/Information	3
Leadership Team	3
DIGITAL LESSON PACING GUIDE	4
ConnectED Instructions	4
USATestPrep Instructions	4
Pacing Guide	4
ELA PRINT MATERIAL	5
MATH PRINT MATERIALS	6
SCIENCE/SOCIAL STUDIES PRINT MATERIAL	7
ADDITIONAL RESOURCES (EDUCATIONAL)	8

## INTRODUCTION

---

Hello Parents!

Included in this packet is a week's worth of printed ELA, Mathematics, and Science/Social Studies work for your students while they are at home. Each day is separated into the 3 content areas for the printed material. If you have access to the digital curriculum, a pacing guide is also provided outlining the digital component assigned for each specific day. If you need technology, please contact the school and we can make it available to you. Also remember, USATestPrep is always an option!

We know some of this material maybe be challenging, but try your best to complete it! Hopefully we will see you back in the classroom soon and will be able to go over all the information.

Printed materials may be turned into to the distribution centers once completed, but it is not a requirement.

Mrs. Will will be available on Youtube Live every day from 10AM-11AM to assist with curriculum questions and/or any resource questions for parents or students.

Stay safe and healthy everyone!

Missing seeing everyone's smiling face! Remember to wash your hands!

Educationally Yours ,  
Mrs. Veronica Will

## **HELPFUL INFORMATION**

---

### **Distribution Sites/Information**

Food/Curriculum distribution will take place at:

Erie Rise Leadership Academy Charter School  
1006 West 10<sup>th</sup> Street  
Erie, PA 16502

Monday and Wednesday from 9AM until 12PM

### **Leadership Team**

Mr. Terry Lang, CEO: 814 812-0503  
Mrs. Veronica Will, Principal: 814 873-5158  
Mr. Aubrey Favors, HR: 814 812-3026  
Mr. Kirk Paskell, Transportation: 814 566-0002  
Mr. Homer Smith, PR: 814 392-3413  
Mrs. Pearl Jeffries, Social Services: 814 722-5056

## DIGITAL LESSON PACING GUIDE

---

### ConnectED Instructions

Please see attached instructions for accessing the digital curriculum.

### Digital Pacing Guide

	<b>Monday</b>	<b>Tuesday</b>	<b>Wednesday</b>	<b>Thursday</b>	<b>Friday</b>
<b>ELA/Writing</b>	Lesson:3/30	Lesson:3/31	Lesson:4/1	Lesson:4/2	Lesson:4/3
<b>Math</b>	Chapter 5 Lesson: 14	Chapter 5 Review	Chapter 6 Lesson 1	Chapter 6 Lesson 2	Chapter 6 Lesson 3
<b>Science</b>	Lesson:	Lesson:	Lesson:	Lesson:	Lesson:
<b>Social Studies</b>	Lesson:	Lesson:	Lesson:	Lesson:	Lesson:



**Personal Use Only.** This document is provided to you for your own personal use. You agree that you will not copy, reproduce, alter, modify, create derivative works, or publicly display any content from my downloads (except for your own personal, non-commercial use). You may post pictures of your family using my downloads on your personal blog provided that 123 Homeschool 4 Me is properly attributed in the post by name and a link to [www.123homeschool4me.com](http://www.123homeschool4me.com).

If you would **like to use this in a classroom, you must purchase this from my TPT Store** to comply with my terms of use. I will maintain LOW pricing for teachers! *Thank you for your honesty!*

**No Redistribution.** You may not reproduce, repackage, or redistribute the contents of these downloads, in whole or in part, for any reason. This includes "giving" someone your copy that you are no longer using. Please refer others to [www.123homeschool4me.com](http://www.123homeschool4me.com) to download.

### **I offer free printables for 2 reasons:**

1. To bless others with things I have created - no point in reinventing the wheel, so to speak!
2. To bless my family [at least a little] financially in exchange for the time I put into making these free printables. **Thank you for your honesty!**

**Modifications of Terms.** I shall have the right to modify the terms of this Agreement at any time; modification shall be effective immediately and shall replace all prior Agreements.

### **You are more than welcome to:**

- Save the files on **your** computer and print off copies for **your** nuclear family whenever you would like.
- Link directly to my blog to share my files with others.
- Post to your blog using pictures of your child using my curriculum, as long as proper credit is given to [www.123homeschool4me.com](http://www.123homeschool4me.com).

### **YOU MAY NOT:**

- Host any of my files on your own or other sites.
- **Alter** or **sell** any of my files.
- Sell files to make a profit: All files are for personal use only. You may NOT use my items for sale or profit. ~ i.e. print them off, laminate them and sell them to others.
- Transmit or store any resources on any other website or other form of electronic retrieval system.
- All downloads are copyright protected. Not to be distributed, transferred, or shared in any form.

**CLIPART/IMAGES:** Images were purchased and used with permission from [ScrapPin Doodles](http://ScrapPinDoodles.com). By purchasing this pack you are not purchasing the rights to use these images.


If you have any questions please feel free to email me directly at [123Homeschool4Me@gmail.com](mailto:123Homeschool4Me@gmail.com) and I will get back to you as promptly as possible.

If you are looking for more **{free} printables, homeschool lesson plans, preschool ideas, crafts,** and more - please visit my blog [www.123Homeschool4Me.com](http://www.123Homeschool4Me.com)! I'd love to have you follow along!

*Beth*

**[123 HOMESCHOOL 4 ME](http://www.123Homeschool4Me.com)**

# Spring Flower Sight Words Game 1



when

her

know

ask

let

**START**

again

give


once

going

thank

put





an

walk

from

every

stop

his

round

as

live

how

how

take



# Spring Flowers Sight Word Game




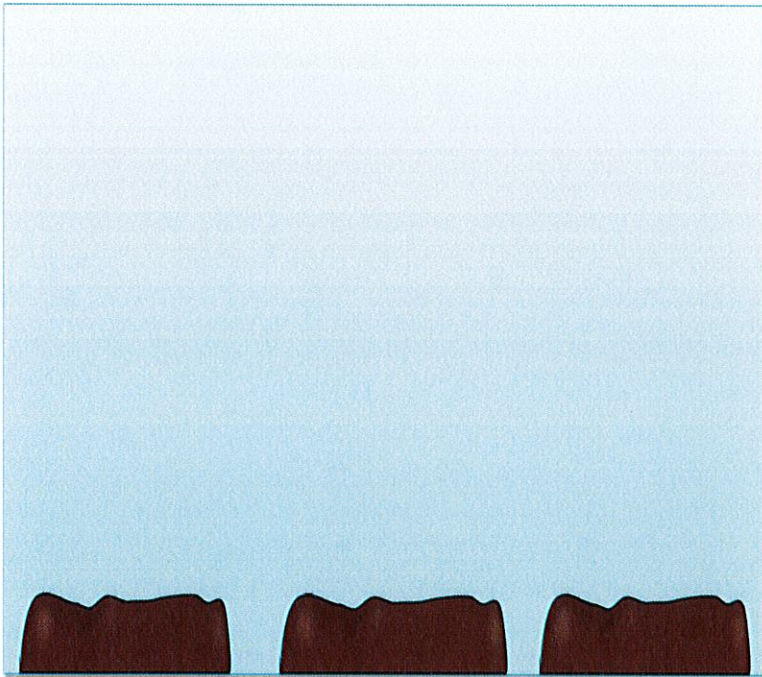
Print pages in color on cardstock; cut apart cards. Pass out 1 of the below cards per person.

## Playing the Game:

You will need a dice and small plastic animal figures to play.

Players roll a dice and move their animal around the board. They must read the sight word they land on or move back. When you make it around to the gloves you pick a flower to put in one of your 3 soil spots on your card. Continue until one player has collected all 3 flowers in their garden to WIN!

© [www.I23homeschool4me.com](http://www.I23homeschool4me.com)



# Spring Flowers Sight Word Game





Print pages in color on cardstock; cut apart cards. Pass out 1 of the below cards per person.




## Playing the Game:

You will need a dice and small plastic animal figures to play.

Players roll a dice and move their animal around the board. They must read the sight word they land on or move back. When you make it around to the gloves you pick a flower to put in one of your 3 soil spots on your card. Continue until one player has collected all 3 flowers in their garden to WIN!

© [www.123homeschool4me.com](http://www.123homeschool4me.com)





# Spring Flower Sight Words Game 2



then

over

has

any

after

START



could


some

just

old

by

let



fly

round

of

open

had

may

her

think

were


them

him


know

\_\_\_\_\_  
 Name - - - - -  
 \_\_\_\_\_

## THE CORNY FORT

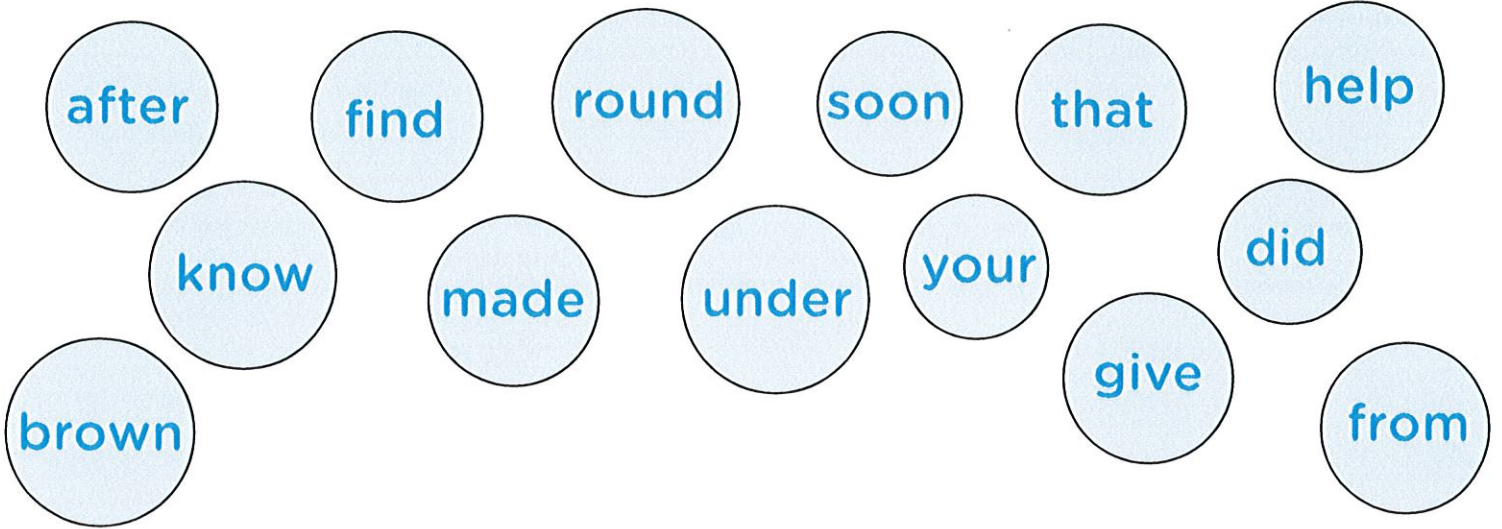
Circle the words that have the same vowel sound you hear in the word . Then circle the hidden picture for each word you circled.

torch      farm      fork      flag      corn  
 card      fort      cork      star      colt



# High Frequency Sight Words

Choose a word from the bubbles below. Use a word to complete each sentence.



I got a cookie \_\_\_\_\_ the store.

I \_\_\_\_\_ a yummy snack.

Is that \_\_\_\_\_ favorite book?

My shoes are \_\_\_\_\_ the bed.

The dog has \_\_\_\_\_ fur.

I like to \_\_\_\_\_ cook dinner.

Did you \_\_\_\_\_ my red hat?

# Punctuation

Pedro the Parrot needs help putting the correct punctuation at the end of each sentence. Help him complete each sentence by adding a period ( . ), exclamation point ( ! ), or question mark ( ? ).



1. When is your birthday \_\_\_\_\_
2. I love ice cream \_\_\_\_\_
3. My favorite subject is writing \_\_\_\_\_
4. Sam walks to school \_\_\_\_\_
5. How far can you run \_\_\_\_\_
6. The dog is in the dog house \_\_\_\_\_
7. What is the title of the book \_\_\_\_\_
8. We had pizza for lunch \_\_\_\_\_
9. May I have a drink of water \_\_\_\_\_
10. The cat jumped on the fence \_\_\_\_\_



Name \_\_\_\_\_

## Vocabulary Test

Choose a word from the box to complete each sentence.

equal to (=)

greater than (>)

less than (<)

ones

regroup

tens

1. The numbers in the range of 10 to 99 are \_\_\_\_\_.
2. The number or group with fewer is \_\_\_\_\_.
3. When you take apart a number to write it in a new way, you \_\_\_\_\_.
4. The numbers in the range of 0 to 9 are \_\_\_\_\_.
5. The number or group with more is \_\_\_\_\_.
6. \_\_\_\_\_ means is the same as.

Name \_\_\_\_\_

## Vocabulary Test

Choose a word from the box to complete each sentence.

equal to (=)	greater than (>)	less than (<)
ones	regroup	tens

1. The numbers in the range of 10 to 99 are **tens**.
2. The number or group with fewer is **less than (<)**.
3. When you take apart a number to write it in a new way, you **regroup**.
4. The numbers in the range of 0 to 9 are **ones**.
5. The number or group with more is **greater than (>)**.
6. **Equal to (=)** means is the same as.

Name \_\_\_\_\_

## Lesson 2 Enrich

*Count on Tens and Ones*

**Write the number on the line that is 10 more. Then shade in that number on the hundred grid.**

1	2	3	4	5	6	7	8	9	10
11	12	13	14	15	16	17	18	19	20
21	22	23	24	25	26	27	28	29	30
31	32	33	34	35	36	37	38	39	40
41	42	43	44	45	46	47	48	49	50
51	52	53	54	55	56	57	58	59	60
61	62	63	64	65	66	67	68	69	70
71	72	73	74	75	76	77	78	79	80
81	82	83	84	85	86	87	88	89	90
91	92	93	94	95	96	97	98	99	100

1. 43 \_\_\_\_\_      67 \_\_\_\_\_      17 \_\_\_\_\_      63 \_\_\_\_\_

2. 87 \_\_\_\_\_      5 \_\_\_\_\_      23 \_\_\_\_\_      44 \_\_\_\_\_

3. 47 \_\_\_\_\_      45 \_\_\_\_\_      83 \_\_\_\_\_      3 \_\_\_\_\_

4. 77 \_\_\_\_\_      27 \_\_\_\_\_      6 \_\_\_\_\_      53 \_\_\_\_\_

5. 13 \_\_\_\_\_      57 \_\_\_\_\_      46 \_\_\_\_\_      33 \_\_\_\_\_

6. 37 \_\_\_\_\_      7 \_\_\_\_\_      4 \_\_\_\_\_      73 \_\_\_\_\_

**Lesson 2 Reteach***Count On Tens and Ones***Count on to add. Use the hundred chart to help.**

1	2	3	4	5	6	7	8	9	10
11	12	13	14	15	16	17	18	19	20
21	22	23	24	25	26	27	28	29	30
31	32	33	34	35	36	37	38	39	40
41	42	43	44	45	46	47	48	49	50
51	52	53	54	55	56	57	58	59	60
61	62	63	64	65	66	67	68	69	70
71	72	73	74	75	76	77	78	79	80
81	82	83	84	85	86	87	88	89	90
91	92	93	94	95	96	97	98	99	100

$$45 + 20 = \underline{65}$$

Count on by tens to add.

45, 55, 65

$$21 + 3 = \underline{24}$$

Count on by ones to add.

21, 22, 23, 24**Count on to add. Write the sum.**

1.  $18 + 30 = \underline{\quad}$  Count by tens. 18,       ,       ,       

2.  $31 + 3 = \underline{\quad}$  Count by ones. 31,       ,       ,       

3.  $65 + 3 = \underline{\quad}$  4.  $37 + 20 = \underline{\quad}$  5.  $57 + 10 = \underline{\quad}$

Name \_\_\_\_\_

## Fluency Practice

$$\begin{array}{r} 1. \quad 4 \\ + 4 \\ \hline \end{array}$$

$$\begin{array}{r} 2. \quad 7 \\ + 2 \\ \hline \end{array}$$

$$\begin{array}{r} 3. \quad 10 \\ - 6 \\ \hline \end{array}$$

$$\begin{array}{r} 4. \quad 9 \\ + 9 \\ \hline \end{array}$$

$$\begin{array}{r} 5. \quad 13 \\ - 6 \\ \hline \end{array}$$

$$\begin{array}{r} 6. \quad 5 \\ + 3 \\ \hline \end{array}$$

$$\begin{array}{r} 7. \quad 6 \\ - 4 \\ \hline \end{array}$$

$$\begin{array}{r} 8. \quad 7 \\ + 7 \\ \hline \end{array}$$

$$\begin{array}{r} 9. \quad 11 \\ - 9 \\ \hline \end{array}$$

$$\begin{array}{r} 10. \quad 9 \\ + 2 \\ \hline \end{array}$$

$$\begin{array}{r} 11. \quad 15 \\ - 8 \\ \hline \end{array}$$

$$\begin{array}{r} 12. \quad 7 \\ + 4 \\ \hline \end{array}$$

$$\begin{array}{r} 13. \quad 12 \\ - 9 \\ \hline \end{array}$$

$$\begin{array}{r} 14. \quad 8 \\ + 6 \\ \hline \end{array}$$

$$\begin{array}{r} 15. \quad 9 \\ - 5 \\ \hline \end{array}$$

# Numbered Hundred Chart

1	2	3	4	5	6	7	8	9	10
11	12	13	14	15	16	17	18	19	20
21	22	23	24	25	26	27	28	29	30
31	32	33	34	35	36	37	38	39	40
41	42	43	44	45	46	47	48	49	50
51	52	53	54	55	56	57	58	59	60
61	62	63	64	65	66	67	68	69	70
71	72	73	74	75	76	77	78	79	80
81	82	83	84	85	86	87	88	89	90
91	92	93	94	95	96	97	98	99	100

# Blank Hundred Chart


Name \_\_\_\_\_

Number and Operations in  
Base Ten

I.NBT.1

## Lesson 14

### Read and Write Numbers to 120

# My Homework

## Homework Helper



Need help? [connectED.mcgraw-hill.com](http://connectED.mcgraw-hill.com)

1	2	3	4	5	6	7	8	9	10
11	12	13	14	15	16	17	18	19	20
21	22	23	24	25	26	27	28	29	30
31	32	33	34	35	36	37	38	39	40
41	42	43	44	45	46	47	48	49	50
51	52	53	54	55	56	57	58	59	60
61	62	63	64	65	66	67	68	69	70
71	72	73	74	75	76	77	78	79	80
81	82	83	84	85	86	87	88	89	90
91	92	93	94	95	96	97	98	99	100
101	102	103	104	105	106	107	108	109	110
111	112	113	114	115	116	117	118	119	120

You can read and write numbers to 120.

The numbers from 88 to 93 are written as 88, 89, 90, 91, 92, and 93.

The number one hundred six is written as 106.

## Practice

Write the missing numbers. Read the numbers.

1. 85, \_\_\_\_\_, 87, 88, \_\_\_\_\_, 90

2. \_\_\_\_\_, 101, 102, \_\_\_\_\_, \_\_\_\_\_

3. 71, 72, \_\_\_\_\_, 74, 75, \_\_\_\_\_, 77



Read and write the missing numbers.

4. 114, \_\_\_\_\_, 116, 117, 118, \_\_\_\_\_, 120

Write the number.

5. \_\_\_\_\_  
twenty-seven

6. \_\_\_\_\_  
thirteen

7. \_\_\_\_\_  
ninety

8. \_\_\_\_\_  
seventy-four

9. \_\_\_\_\_  
sixty-two

10. \_\_\_\_\_  
one hundred eleven



### Brain Builders

11. Matt is thinking of a number. It comes before 39 and after 37. What is the number? Explain your thinking to a family member.

\_\_\_\_\_

12. Test Practice Freddie counted to 103. What number comes next?

94

102

104

114



**Math at Home** Write a number from 1 to 120. Have your child read the number to you. Then have your child count the next ten numbers from your number.

Name \_\_\_\_\_

Number and Operations in  
Base Ten

I.NBT.4

**Lesson 1**

**Add Tens**


# My Homework

## Homework Helper



Need help? [connectED.mcgraw-hill.com](http://connectED.mcgraw-hill.com)

Find  $60 + 20$ .



**Helpful Hint**  
To find  $60 + 20$ , add  
6 tens and 2 tens.

$$6 \text{ tens} + 2 \text{ tens} = 8 \text{ tens}$$

$$60 + 20 = 80$$

## Practice

Add.

1.  $3 \text{ tens} + 4 \text{ tens} = \underline{\quad\quad}$  tens      $30 + 40 = \underline{\quad\quad}$

2.  $1 \text{ ten} + 2 \text{ tens} = \underline{\quad\quad}$  tens      $10 + 20 = \underline{\quad\quad}$

3.  $5 \text{ tens} + 4 \text{ tens} = \underline{\quad\quad}$  tens      $50 + 40 = \underline{\quad\quad}$

4.  $3 \text{ tens} + 3 \text{ tens} = \underline{\quad\quad}$  tens      $30 + 30 = \underline{\quad\quad}$

5.  $3 \text{ tens} + 5 \text{ tens} = \underline{\quad\quad}$  tens      $30 + 50 = \underline{\quad\quad}$

**Add.**

$$\begin{array}{r} 6. \quad 2 \text{ tens} \quad 20 \\ + 2 \text{ tens} \quad + 20 \\ \hline \text{tens} \end{array}$$

$$\begin{array}{r} 7. \quad 7 \text{ tens} \quad 70 \\ + 1 \text{ ten} \quad + 10 \\ \hline \text{tens} \end{array}$$

$$\begin{array}{r} 8. \quad 2 \text{ tens} \quad 20 \\ + 3 \text{ tens} \quad + 30 \\ \hline \text{tens} \end{array}$$

$$\begin{array}{r} 9. \quad 3 \text{ tens} \quad 30 \\ + 6 \text{ tens} \quad + 60 \\ \hline \text{tens} \end{array}$$



## Brain Builders

Write a number sentence to solve.

10. Today 40 **people** played miniature golf in the afternoon. 30 more **people** played it in the evening. How many **people** played miniature golf?

$$\underline{\quad} + \underline{\quad} = \underline{\quad} \text{ people}$$

11. **Test Practice** 4 tens + 4 tens = \_\_\_\_\_

6 tens



7 tens



8 tens



9 tens



**Math at Home** Have your child tell you how knowing  $4 + 2$  helps him or her find  $40 + 20$ .

Name \_\_\_\_\_

# My Math Words



## Review Vocabulary

add

ones

subtract

tens

Find the sum or difference. Use the review words to complete each sentence.

$$\begin{array}{r} 26 \\ + 2 \\ \hline \end{array}$$

$$\begin{array}{r} 19 \\ - 7 \\ \hline \end{array}$$

The number 28  
is 2 \_\_\_\_\_  
and 8 ones.

The number 12 is 1 ten  
and 2 \_\_\_\_\_.

I can \_\_\_\_\_  
to find the sum.

I can \_\_\_\_\_  
to find the difference.

Name \_\_\_\_\_

Number and Operations in  
Base Ten

I.NBT.4

## Lesson 2

### Count On Tens and Ones

# My Homework

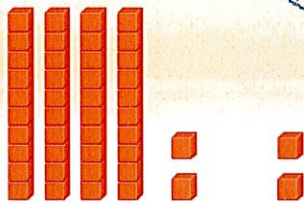
## Homework Helper



Need help? [connectED.mcgraw-hill.com](http://connectED.mcgraw-hill.com)

Find  $42 + 2$ .  
Count on by ones.

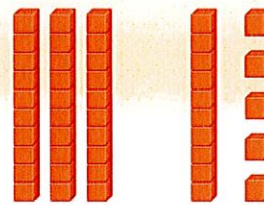
Start at 42.  
Count 43, 44.  
The sum is 44.



$$42 + 2 = 44$$

Find  $30 + 15$ .  
Count on by tens.

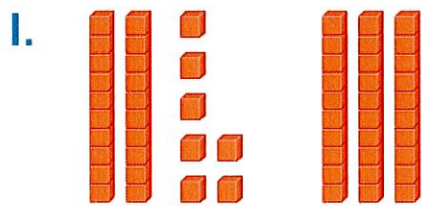
Start at 15.  
Count 25, 35, 45.




$$30 + 15 = 45$$

## Practice

Count on to add. Write the sum.



$$27 + 30 = \underline{\quad}$$



$$74 + 3 = \underline{\quad}$$

3.  $66 + 3 = \underline{\quad}$

4.  $12 + 70 = \underline{\quad}$

Count on to add. Write the sum.

5.  $51 + 3 =$  \_\_\_\_\_

6.  $87 + 1 =$  \_\_\_\_\_

7. 
$$\begin{array}{r} 32 \\ + 20 \\ \hline \end{array}$$

8. 
$$\begin{array}{r} 46 \\ + 10 \\ \hline \end{array}$$

9. 
$$\begin{array}{r} 97 \\ + 2 \\ \hline \end{array}$$

10. 
$$\begin{array}{r} 26 \\ + 10 \\ \hline \end{array}$$

11. 
$$\begin{array}{r} 40 \\ + 2 \\ \hline \end{array}$$

12. 
$$\begin{array}{r} 64 \\ + 20 \\ \hline \end{array}$$



## Brain Builders

13. The children's choir sang 17 **songs** on Wednesday and 2 **songs** on Thursday. How many **songs** did they sing in all? How could you count on to solve this problem?

---

---

14. Test Practice  $70 + 20 =$  \_\_\_\_\_

78

85

88

90



**Math at Home** Say a number between 10 and 50. Ask your child to count on by ones. Repeat. Ask your child to count on by tens.