

2020

Erie Rise Leadership
Academy Charter School

Parent Lesson Plan

[PARENT LESSON PLAN]

1st Grade Girls, Week of 3/30-4/3

Contents

INTRODUCTION	2
HELPFUL INFORMATION	3
Distribution Sites/Information	3
Leadership Team	3
DIGITAL LESSON PACING GUIDE	4
ConnectED Instructions.....	4
USATestPrep Instructions	4
Digital Pacing Guide	4
ELA PRINT MATERIAL	5
MATH PRINT MATERIALS	7
SCIENCE/SOCIAL STUDIES PRINT MATERIAL	8
Day 6: Earth Science - Ponds.....	8
Day 7: Social Studies - Car and Bus Safety	8
Day 8: Earth Science – Stars.....	8
Day 9: Social-Emotional Learning - Empathy & Kindness	8
Day 10: Math and Science – Measurement.....	8
ADDITIONAL RESOURCES (EDUCATIONAL)	9

INTRODUCTION

Hello Parents!

Included in this packet is a week's worth of printed ELA, Mathematics, and Science/Social Studies work for your students while they are at home. Each day is separated into the 3 content areas for the printed material. If you have access to the digital curriculum, a pacing guide is also provided outlining the digital component assigned for each specific day. If you need technology, please contact the school and we can make it available to you. Also remember, USATestPrep is always an option!

We know some of this material maybe be challenging, but try your best to complete it! Hopefully we will see you back in the classroom soon and will be able to go over all the information.

Printed materials may be turned into to the distribution centers once completed, but it is not a requirement.

Mrs. Will will be available on YouTube Live every day from 10AM-11AM to assist with curriculum questions and/or any resource questions for parents or students.

Stay safe and healthy everyone!

Missing seeing everyone's smiling face! Remember to wash your hands!

Educationally Yours,

Mrs. Veronica Will

HELPFUL INFORMATION

Distribution Sites/Information

Food/Curriculum distribution will take place at:

Erie Rise Leadership Academy Charter School
1006 West 10th Street
Erie, PA 16502

Monday and Wednesday from 9AM until 12PM

Leadership Team

Mr. Terry Lang, CEO: 814 812-0503
Mrs. Veronica Will, Principal: 814 873-5158
Mr. Aubrey Favors, HR: 814 812-3026
Mr. Kirk Paskell, Transportation: 814 566-0002
Mr. Homer Smith, PR: 814 392-3413
Mrs. Pearl Jeffries, Social Services: 814 722-5056

DIGITAL LESSON PACING GUIDE

ConnectED Instructions

Please see attached instructions for accessing the digital curriculum.

USATestPrep Instructions

Please see attached instructions for accessing this test-prep site.

If you have access to high speed internet, below are the assignments the teachers have assigned for the various content areas:

Digital Pacing Guide

	Monday	Tuesday	Wednesday	Thursday	Friday
ELA/Writing	Lesson: Unit 7 Lesson 3 Day 1 Assignment: Monday March 30th	Lesson: Unit 7 Lesson 3 Day 2 Assignment: Tuesday March 31st	Lesson: Unit 7 Lesson 3 Day 3 Assignment: Wednesday April 1st	Lesson: Unit 7 Lesson 3 Day 4 Assignment: Thursday April 2nd	Lesson: Unit 7 Lesson 3 Day 5 Assignment: Friday April 3rd
Math	Lesson: Chapter 8 Lesson 6 Assignment: Monday March 30th	Lesson: Chapter 8 Lesson 7 Assignment: Tuesday March 31st	Lesson: Chapter 8 Lesson 8 Assignment: Wednesday April 1st	Lesson: Chapter 8 Lesson 9 Assignment: Thursday April 2nd	Lesson: Chapter 8 Review Assignment: April 3rd
Science/ Social Studies	No Printed Materials at this time. Lesson: Scholastic Learn at Home	No Printed Materials at this time. Lesson: Scholastic Learn at Home	No Printed Materials at this time. Lesson: Scholastic Learn at Home	No Printed Materials at this time. Lesson: Scholastic Learn at Home	No Printed Materials at this time. Lesson: Scholastic Learn at Home

ELA PRINT MATERIAL

Monday Day 1-

Foundational Skills:

1. Complete Intervention support pages 201-202 Unit 7 Lesson 3 Day 1 words that contain /*oo*/ spelled oo.
2. Read Decodable 90 highlight words that contain /*oo*/ spelled oo. Answer the following questions:
 - a. What does the balloon pass over?
 - b. What do the riders spot flying below them?
 - c. What does the balloon look like to the first grader?

Reading and responding:

1. Read and discuss story "Protective Plants"

Writing:

1. Practice spelling word choose one activity from spelling menu each night.

Tuesday Day 2-

Foundational Skills:

1. Complete Intervention support pages 203-204 Unit 7 Lesson 3 Day 2 words that contain review /*oo*/ spelled oo.

Reading and responding:

1. reread "Protective Plants," classify and categorize information, and make inferences.
2. Complete skills practice pages 51-52 review vocabulary words.

Writing:

1. Practice spelling word choose one activity from spelling menu each night.

Wednesday Day 3-

Foundational Skills:

1. Complete Intervention support pages 205-206 Unit 7 Lesson 3 Day 3 words that contain /*oo*/ spelled u.

Reading and responding:

1. reread the second half of "Protective Plants," classify and categorize information, and make inferences.
2. Complete skills practice pages 55-56 on making inferences.

Writing:

1. Complete skills practice page 57 sort spelling words under the correct heading, words ending in -oo, words with -oose, and words with -oon,
2. Practice spelling word choose one activity from spelling menu each night.

Thursday Day 4-

Foundational Skills:

1. Read Decodable 91 highlight words that contain /ōō/ spelled _ue. Answer the following questions:
 - a. What does Sue spot?
 - b. What has Ruth glued?
 - c. What does Sue yell when she sees Ruth?
2. Complete Intervention support pages 207-208 Unit 7 Lesson 3 Day 4 words that contain /ōō/ spelled _ue.

Reading and responding:

1. Reread "Protective Plants".

Writing:

1. Practice spelling word choose one activity from spelling menu each night.

Friday Day 5-

Foundational Skills:

1. Complete Intervention support pages 209-210 Unit 7 Lesson 3 Day 5 words that contain /ōō/.
2. Read Decodable 92 highlight words that contain /ōō/. Answer the following questions:
 - a. In the story, what do the ants dig with?
 - b. What do their rooms have?
 - c. Where do ants exercise?
 - d. Is the story realistic or fantasy?

Reading and Responding:

1. Practice section vocabulary
 - a. E-activity

Writing:

1. Practice spelling word choose one activity from spelling menu each night.

MATH PRINT MATERIALS

Monday Lesson 6

Time to the Hour: Digital My Homework

Tuesday Lesson 7

Time to the Half Hour: Analog My Homework

Wednesday Lesson 8

Time to the Half Hour: Digital My Homework

Thursday Lesson 9

Time to the Hour and Half Hour My Homework

Friday Lesson Chapter 8 Test

Review concepts from chapter 8. Practice online test.

SCIENCE/SOCIAL STUDIES PRINT MATERIAL

No Printed Materials included at this time, however, you can use the free online resource Scholastic Learn at Home.

Day 6: Earth Science - Ponds

Watch the Story: *In the Small, Small Pond* by Denise Fleming

Read the Book: *Life in a Pond* by Allan Fowler

Day 7: Social Studies - Car and Bus Safety

Watch the Story: *Don't Let the Pigeon Drive the Bus!* by Mo Willems

Read the Book: *Car Safety* by Lisa M. Herrington

Day 8: Earth Science – Stars

Watch the Story: *Stars! Stars! Stars!* by Bob Barner

Read the Book: *Looking Through a Telescope* by Linda Bullock

Day 9: Social-Emotional Learning - Empathy & Kindness

Watch the Story: *Stick and Stone* by Beth Ferry

Read the Book: *Empathy: I Know How You Feel!* by Liz George

Day 10: Math and Science – Measurement

Watch the Story: *Inch by Inch* by Leo Lionni

Read the Book: *How Long Is It?* by Donna Loughran

ADDITIONAL RESOURCES (EDUCATIONAL)

Included is a list of hand selected resources for students with internet to use at home.

Virtual Fieldtrips

https://docs.google.com/document/d/1SvldgTx9djKO6SjyvPDsoG1kgE3iExmi3qh2KRRku_w/mo bilebasic

GoNoodle

<https://www.gonoodle.com/>

ABCYa

<https://www.abcya.com/grades/3>

Headsprout

https://www.kidsa-z.com/main/Login?_ga=2.14502327.1202970097.1584651865-1362153684.1571613646

Vooks

https://www.vooks.com/parent-resources?gclid=CjwKCAjwsMzzBRACEiwAx4ILG7QyXTnc8rKecp6rQgy6fHHsIUFDkBusKC5UxTDixLvuLOeFSc3_zBoCHIAQAvD_BwE

Scholastic Learn at Home

<https://classroommagazines.scholastic.com/support/learnathome/grades-1-2.html>

Name _____ Date _____

Vocabulary

defend growth important respond system
digest harm layers spines

Practice Write the word from the box that completes each sentence.

1. Before swimming, your stomach must
_____ your lunch.

2. It is _____ to get enough sleep.

3. The sun is in the center of our solar
_____ .

4. Be careful of the sharp _____ on
the cactus.

Apply Write the word from the box that matches each definition below.

defend digest growth harm important
layers respond spines system

5. _____ parts over or under another part

6. _____ to hurt

7. _____ to protect

8. _____ to react to what happened

9. _____ the process of developing or changing

Name _____ Date _____

Making Inferences

Focus

Making inferences is using what you already know to help answer questions while reading.

Practice Read or listen to the paragraph. Read the question. Write an X on the line in front of the correct answer. Then follow the directions.

The bell rang. All of us quickly put our pencils and papers in our desks. We listened for our turn to line up. Then we quietly put on our jackets and walked down the hallway. We walked out the doors, and felt the cool air. We saw colorful leaves blowing in the air. Some of us ran to the swings. A few ran to the slide. Some played a game of tag.

1. Where are the children?

_____ at summer camp

_____ at school

2. Draw a line under the words in the paragraph that tell you this.

Apply Use the story from page 55 to answer the questions. Write an X on the line in front of the correct answer. Then follow the directions.

3. What time of year is it?

_____ summer _____ fall

4. Circle the words in the paragraph that tell you this.

5. What are the children doing?

_____ having recess

_____ eating lunch

6. Draw a box around the words in the paragraph that tell you this.

Name _____ Date _____

/oo/ Spelled oo

Focus

Rule

The /oo/ sound can be spelled oo.

Examples

zoom school

Word List

- | | |
|-----------|-----------|
| 1. too | 6. hoop |
| 2. zoo | 7. scoops |
| 3. tools | 8. loose |
| 4. shoots | 9. moose |
| 5. soon | 10. boots |

Challenge Words

11. balloon
12. scooter

Practice Sort the spelling words under the correct word part.

Words ending in -oo

1. _____

2. _____

Words with -oose

7. _____

8. _____

Words with -ool

3. _____

Words with -oop

9. _____

Words with -oon

4. _____

10. _____

Words with -oon

5. _____

11. _____



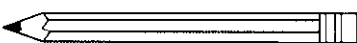
6. _____

12. _____


Chapter Test, Form 1A

Read each question carefully. Circle the correct answer.

1. Which is the longest pencil?

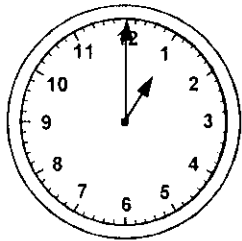
- A. 
- B. 
- C. 

2. About how many cubes long is this marker?



- F. about 4 cubes
- G. about 9 cubes
- H. about 8 cubes

3. Circle the time.



- A. 11 o'clock
- B. half past 12:00
- C. 1 o'clock

4. Circle the time.



- F. half past 5
- G. 6 o'clock
- H. half past 6

Name _____

Measurement and Data
I.MD.3

Lesson 6

Time to the Hour: Digital

My Homework

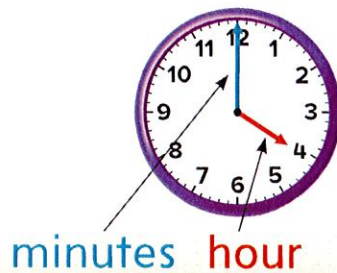
Homework Helper



Need help? connectED.mcgraw-hill.com

An analog clock uses an hour hand and a minute hand to show time. A digital clock uses numbers to show the hour and minutes.

analog clock





digital clock




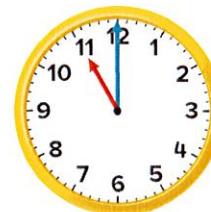
Practice

Tell what time is shown.
Write the time on the digital clock.

1.


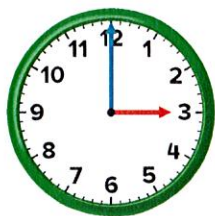


2.



Tell what time is shown.
Write the time on the digital clock.

3.




4.



Brain Builders

5. Layla's dance class starts at 5 o'clock.
It ends 2 hours later. Circle the clock
that shows the time dance class ends.



Vocabulary Check



Circle the correct answer.

6. digital clock



Math at Home Set a digital clock to various hours and ask your child to name the hours the clock shows.

Name _____

Measurement and Data
I.MD.3

Lesson 7

Time to the Half Hour: Analog

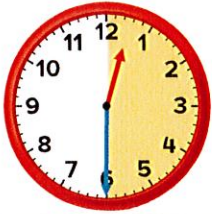
My Homework

Homework Helper




Need help? connectED.mcgraw-hill.com

An analog clock can show time to the half hour.



half past 12



half past 7

Helpful Hint

One half hour is 30 minutes. It is also called half past.

Practice

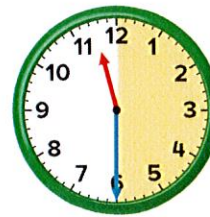
Tell what time is shown. Write the time.

1.



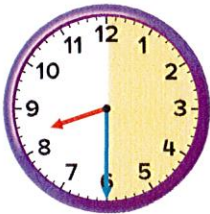
half past _____

2.



half past _____

3.



half past _____

4.



half past _____

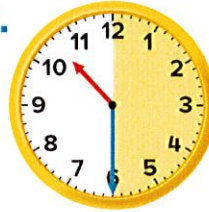
Tell what time is shown. Write the time.

5.



half past _____

6.



half past _____

7. Tim has swimming practice at 7:30.
The swimming practice ends 30 minutes
later. What time does it end?

Brain Builders

8. A bus picks Trish up at 9 o'clock. She ate
breakfast 1 hour and 30 minutes earlier.
What time did Trish eat breakfast?

half past _____


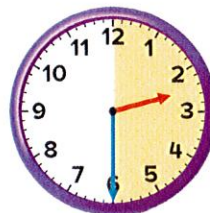


Vocabulary Check



Circle the matching time.

9. A **half hour** or half
past 12 o'clock.



Math at Home Give your child a time to the hour. Have him or her tell you where the clock hands would be for half past that hour.

Name

Measurement and Data
I.MD.3

Lesson 8

Time to the Half Hour: Digital

My Homework

Homework Helper



Need help? connectED.mcgraw-hill.com

A digital clock can also show time to the half hour.

analog clock

digital clock



hour minutes



hour minutes

These clocks show half past 7 or 7:30.

Practice


Tell what time is shown.

Write the time on the digital clock.

1.




2.




Tell what time is shown. Write the time on the digital clock.

3.




4.



Brain Builders

Solve. Write the time on the digital clock.

5. Will begins his homework at 6 o'clock. He finishes it in a half hour. Write that time on the clock.



Then he listens to music for an hour. What time does he stop listening to music? Write the time.

half past _____

6. Test Practice Which clock shows half past 12?



Math at Home Show your child an analog clock that shows 7:30. Ask him or her to draw a picture of a digital clock that shows the same time.

Name

Lesson 9

**Time to the Hour
and Half Hour**

My Homework

Homework Helper

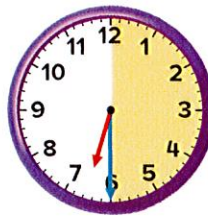


Need help? connectED.mcgraw-hill.com

You can tell time to the hour and the half hour.



It is nine o'clock or 9:00.




It is six-thirty or 6:30.


Practice

Draw the minute hand to show the time.
Write the time on the digital clock.

1. 2:30




2. half past five




Draw the minute hand to show the time.
Write the time on the digital clock.

3. half past 12




4. 4 o'clock



Brain Builders

5. It is half past the hour. My hour hand is between 5 and 6. What time is it? Draw the hands on the clock. Write the time showing one hour later.



half past _____

6. Test Practice What clock shows 8 o'clock?




Math at Home Practice telling time to the hour and half hour with your child by writing the time of familiar events such as mealtime, school time, and bedtime.

Chapter Test, Form 1A

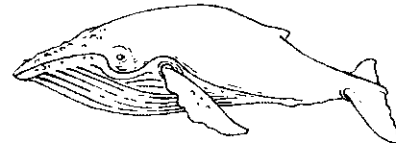
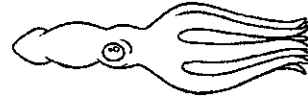
(continued)

5. About how many cubes long is this turtle?



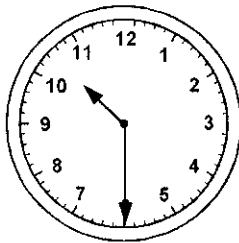
- A. about 6 cubes
- B. about 5 cubes
- C. about 4 cubes

6. Which animal is the longest?



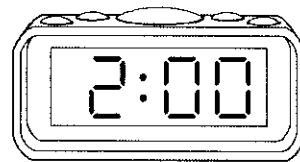
- F. fish
- G. squid
- H. whale

7. What time is it?



- A. 9 o'clock
- B. half past 9
- C. half past 10

8. What time is it?



- F. half past 1
- G. 2 o'clock
- H. half past 2

