

2020

Erie Rise Leadership
Academy Charter School

Parent Lesson Plan

DRAFT

[PARENT LESSON PLAN]

2nd Grade Boys and Girls Week of 3/23

Contents

INTRODUCTION	2
HELPFUL INFORMATION.....	3
Distribution Sites/Information	3
Leadership Team	3
DIGITAL LESSON PACING GUIDE.....	4
ConnectED Instructions	4
USATestPrep Instructions.....	4
Pacing Guide.....	4
ELA PRINT MATERIAL.....	5
MATH PRINT MATERIALS.....	6
SCIENCE/SOCIAL STUDIES PRINT MATERIAL	7
ADDITIONAL RESOURCES (EDUCATIONAL)	8

INTRODUCTION

Hello Parents!

Included in this packet is a week's worth of printed ELA, Mathematics, and Science/Social Studies work for your students while they are at home. Each day is separated into the 3 content areas for the printed material. If you have access to the digital curriculum, a pacing guide is also provided outlining the digital component assigned for each specific day. If you need technology, please contact the school and we can make it available to you. Also remember, USATestPrep is always an option!

We know some of this material maybe be challenging, but try your best to complete it! Hopefully we will see you back in the classroom soon and will be able to go over all the information.

Printed materials may be turned into to the distribution centers once completed, but it is not a requirement.

Mrs. Will will be available on Youtube Live every day from 10AM-11AM to assist with curriculum questions and/or any resource questions for parents or students.

Stay safe and healthy everyone!

Missing seeing everyone's smiling face! Remember to wash your hands!

Educationally Yours ,
Mrs. Veronica Will

HELPFUL INFORMATION

Distribution Sites/Information

Food/Curriculum distribution will take place at:

Erie Rise Leadership Academy Charter School
1006 West 10th Street
Erie, PA 16502

Monday and Wednesday from 9AM until 12PM

Leadership Team

Mr. Terry Lang, CEO: 814 812-0503
Mrs. Veronica Will, Principal: 814 873-5158
Mr. Aubrey Favors, HR: 814 812-3026
Mr. Kirk Paskell, Transportation: 814 566-0002
Mr. Homer Smith, PR: 814 392-3413
Mrs. Pearl Jeffries, Social Services: 814 722-5056

DIGITAL LESSON PACING GUIDE

ConnectED Instructions

Please see attached instructions for accessing the digital curriculum.

USATestPrep Instructions

Please see attached instructions for accessing this test-prep site.

If you have access to high speed internet, below are the assignments the teachers have assigned for the various content areas:

Digital Pacing Guide

	Monday	Tuesday	Wednesday	Thursday	Friday
ELA/ Writing	Open Court Unit 5 Lesson 1 Day 1 March 23rd	Open Court Unit 5 Lesson 1 Day 2 March 24th	Open Court Unit 5 Lesson 1 Day 3 March 25th	Open Court Unit 5 Lesson 1 Day 4 March 26th	Open Court Unit 5 Lesson 1 Day 5 March 27th
Math	Chapter 9 Am I Ready? March 23rd	Chapter 9 Lesson 1 March 24th	Chapter 9 Lesson 2 March 25th	Chapter 9 Lesson 3 March 26th	Chapte r 9 Check My Progres s
Science	Chapter 2 Lesson 4 Watch: https://www.youtube.com/watch?v=lgq2JhijSew		Chapter 2 Lesson 4 Watch: https://www.youtube.com/watch?v=0fb8143ndo8		
Social Studies		Watch: https://www.youtube.com/watch?v=bDNKHWzQiz8		Watch: https://www.youtube.com/watch?v=m5kGVV8AA0I	

ELA PRINT MATERIAL

Monday March 23rd

Spelling: find /oo/ in the words, sound them out, tap them out on arm, read and repeat

Find /oo/ in the sentences, sound them out, read and repeat

Reading: Read and answer Essential Question, Read through story, revise Essential Question answer

Writing: Read and discuss Example Letter

Tuesday March 24th

Spelling: Complete decodeable reader, find the /oo/ words, read and repeat them

Complete worksheet Pg 77-78

Reading: Preview vocabulary words, read story again, complete vocab worksheet

Writing: Complete Writing a Letter Worksheet

Wednesday March 25th

Spelling: find /er/ and /est/ in words, sound the out, tap them out on arm, read and repeat

Find /er/ and /est in sentences, sound them out, read and repeat

Reading: Discuss and answer, read story again, revise responses to Discuss and Answers

Writing: Complete Practice Proofing

Thursday March 26th

Spelling: Complete /er/ and /est/ worksheet

Reading: Read story again, what precautions did Ellis Island take similar to today's Corona precautions?

Writing: Complete Letter Proofing Worksheet

Friday March 27th

Spelling: Complete Final Assessment pages

Reading: Complete Final Assessment

Writing: Write Rough Draft Letter to Ms. D/Mrs.Anderson

MATH PRINT MATERIALS

Monday March 23rd

Complete Am I Ready Practice and Review

Tuesday March 24th

Read through and practice Chapter 9 Lesson 1 Instruction

Complete Ch9L1 Reteach

Complete Ch9L1 Enrich

Wednesday March 25th

Read through and practice Chapter 9 Lesson 2 Instruction

Complete Ch9L2 Reteach

Complete Ch9L2 Enrich

Thursday March 26th

Read through and practice Chapter 9 Lesson 3 Instruction

Complete Ch9L3 Reteach

Complete Ch9L3 Enrich

Friday March 27th

Complete Ch9 Check My Progress Quiz

SCIENCE/SOCIAL STUDIES PRINT MATERIAL

Monday March 23

Watch: <https://www.youtube.com/watch?v=lgq2JhijSew>

Add to Graphic Organizer

Tuesday March 24

Watch: <https://www.youtube.com/watch?v=bDNKHWzQiz8>

Read Open Court Pg 196-197

Complete Questions 1-3

Wednesday March 25

Watch: <https://www.youtube.com/watch?v=0fb8143ndo8>

Add to Habitat Graphic Organizer

Thursday March 26

Watch: <https://www.youtube.com/watch?v=m5kGVV8AA0I>

Complete Pg 197 Go Digital!

Complete Favorite Food Worksheet

Friday March 27th

Complete Habitat Quiz

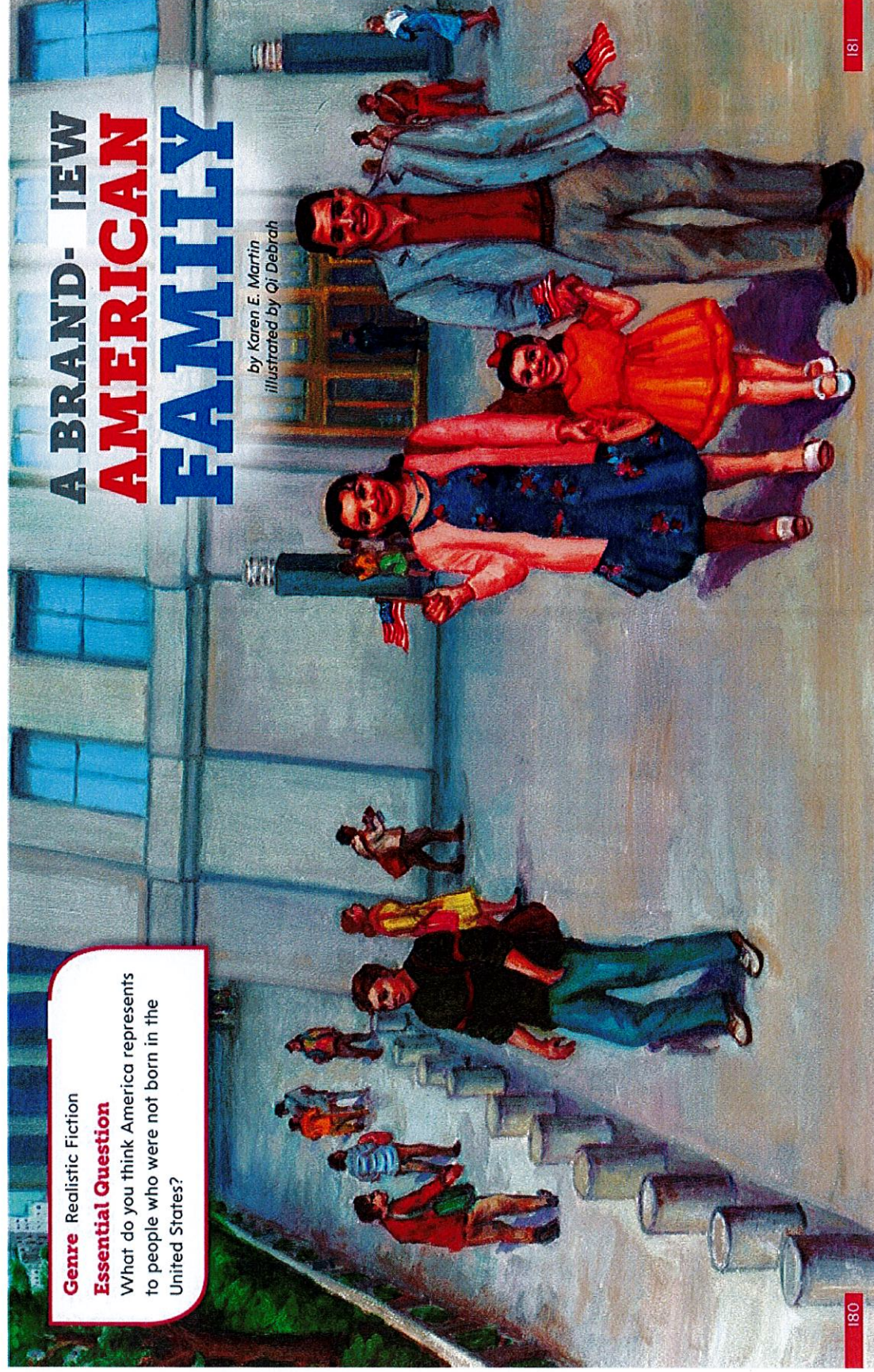
ADDITIONAL RESOURCES (EDUCATIONAL)

Included are a list of hand selected resources for students with internet to use at home.

www.kidsa-z.com

1. edurovchic
2. banderson160
CLICK YOUR NAME
Password: rise

180-181



182-183

Ana Flores gazed across the [redacted]ppy, gray water. She gnawed on a toasted sesame bagel. It was her favorite "American" breakfast—a special treat for this special day. She was so excited she could hardly swallow.

"Tell me again about the statue, Papá." Ana's eyes traveled upward to the flames of the torch, sparkling in the morning sun.

Ana's father smiled and tousled her hair. "Lady Liberty? She was the first thing that millions of immigrants saw when they came to America. She's a symbol of freedom." His eyes shone with admiration and pride.

"Before that, they came here [redacted]r mother added. She pointed to a stone building with thick, reddish-brown walls along the waterfront.

"They came to the castle?"

"That's right, Castle Clinton. Before the Statue of Liberty was built, immigrants came right here, to this park, to register to become citizens."

Ana's heart raced as she looked around the park. She could almost see the long lines of weary people waiting—people from around the world, following their dreams of starting a new life in a new country. Today, Ana and her family would follow in their footsteps and become citizens too.





184-185

Mamá stood and began to cry for their trash. "We should go. We don't want to be late for the ceremony."

Ana clapped her hands and jumped off the bench. She twirled around, her skirt flaring out to catch the breeze. Papá chuckled and grabbed her hands. The two of them swung around in circles until they were both out of breath from laughing.

On the way out of the park, Papá stopped to buy them each a little American flag. Even Mamá could not help grinning as she held the little flag in her hand.



They set off toward the federal courthouse. Ana drank in the sights and sounds of the city around her. The streets were a maze of traffic lights and street signs. Delivery trucks with flashing blinkers clogged the side streets. Honking cars switched lanes and switched back again. Hot dog vendors and artists lined the sidewalks. Wandering tourists gawked and snapped photos, and pedestrians hustled everywhere. Broadway bustled with noise and life.

Ana's mind drifted to her home country of El Salvador. It was beautiful there, but it was nothing like New York City. No place on Earth was like this place.

185

186-187

At last they arrived at the steps of the courthouse. The shiny glass-and-gold doors took Ana's breath away. She gulped and followed her parents through the revolving door into the building where dreams come true. One by one they passed through the security scanner. Papá had to leave his cell phone at the security desk.


The officer behind the desk smiled and handed him a numbered, metal tag. "You can pick up your phone after the ceremony."

Papá smiled back. "Will you take our photo when it is done?"

"Of course!" replied the security guard. "It is the best part of my job."



186



The courtroom buzzed with anticipation. Ana could hardly take it all in. They quickly found seats as a clerk began to call out names. First there was a family from Ethiopia, all dressed in white with just hints of color. A parade of faces from around the world followed: an older couple from Mexico; two tall, slim brothers from Slovenia; a young mother and son from Vietnam; and dozens more.

Then Ana heard the names for which they had been waiting: "Flores: Domingo, Lucia, and Ana." They jumped up and approached the desk, all smiles. Her parents eagerly signed the papers. It was happening!

187

188-189

"All rise!" Everyone stood as the judge entered the courtroom. She took her place behind the bench.


"You may be seated," declared the judge.

A hush settled over the room as the judge's keen gaze swept across the faces gathered together. "Ladies and gentlemen, today you will become citizens of our great nation, the United States of America. This land now be yours, just as it is mine. This land offers the blessings of liberty, equality, and opportunity for every citizen. But with these blessings come responsibilities. I charge you to be good citizens—to uphold the law and to take part in our democracy. I also charge you to use your gifts and talents to make this country even greater. So, let us begin."

The doors in the back of the courtroom opened. A crowd of people jostled forward, waving to their friends and family members inside. Goosebumps popped out all over Ana's arms as she stood with her parents and raised her right hand.

The judge cleared her throat. "Repeat after me: I hereby declare, on oath..."

Ana repeated each line faithfully, though some of the words were hard for her. Papá smiled down at her and gave her hand an encouraging squeeze.



190-191


Then, as if in a dream, everyone was hugging and shouting, "Congratulations!"

Music began to play, and this time, Ana knew all the words. She waved her little flag in the air and sang out with pride, "Oh, say can you see by the dawn's early light..."

Her heart swelled with joy, and even Papá had tears in his eyes.

Papá leaned down to kiss Ana on the cheek. "What should we do to celebrate, *hija*?"

"I know! I know!" She whispered a few words in his ear, and he smiled softly.




"Say cheese!" the guard at the security desk called out cheerily.

The brand-new American family grinned from ear to ear: "Cheese!" Click went the camera. The guard handed the phone back to Papá.

Mamá leaned over his shoulder to peek at the screen. "Well, how do we look as Americans?"

"Perfect, *mi querida*. Just perfect."



Discuss the Selection

- ▶ For Sophia's father, what was the most important thing about America?
Why do you think he felt this way?
- ▶ Why do you think sick passengers were sometimes not allowed to immigrate?
- ▶ Why do you think the Statue of Liberty excited the passengers?

Essential Question

- ▶ Why did Sophia's family choose to immigrate to the United States?

A Brand New American Family

Vocabulary

Read each item. Fill in the correct answer.

1. What is a synonym for *vendors* in this sentence?
Many *vendors* were at the weekend fair.

(A) families	(C) sellers
(B) ladies	(D) visitors
2. Which of these words means *excitement about the future*?

(A) transmission	(C) locomotion
(B) purification	(D) anticipation
3. What is a synonym for *gnawed* in this sentence?
Glenn watched as his dog gnawed the bone.

(A) chewed	(C) chased
(B) caught	(D) carried
4. What does the word *courthouse* most likely mean in this sentence?
The *courthouse* in the small town was a busy place.

(A) a corner where two roads came together
(B) a place where legal things happen
(C) a house that is near the tennis courts in the park
(D) a building that has an open space in the middle
5. What does the word *revolving* mean in this sentence?
Planets are *revolving* around their nearby stars.

(A) being heated by
(B) moving closer to
(C) being pushed away
(D) moving in a circle

Name _____ Date _____ Score _____

A Brand New American Family (continued)

Comprehension

Read the following items carefully and fill in the correct answer. You may look back at the selection to answer the questions.

1. The following question has two parts. First, answer **Part A**. Then, answer **Part B**.

Part A What did Ana think about New York City?

- Ⓐ It was a very special place.
- Ⓑ It was loud and noisy.
- Ⓒ It was not as nice as El Salvador.
- Ⓓ It was a gray and choppy day.

Part B Which sentence from the story **best** supports your answer for **Part A**?

- Ⓐ Ana Flores gazed across the choppy, gray water.
- Ⓑ Broadway bustled with noise and life.
- Ⓒ Ana's mind drifted to her home country of El Salvador.
- Ⓓ No place on Earth was like this place.

2. Which phrase shows how important the ceremony was?

- Ⓐ a hush settled over the room
- Ⓑ a crowd jostled forward
- Ⓒ an encouraging squeeze
- Ⓓ use your gifts and talents to make

3. What mood does the author create throughout the story?

- Ⓐ congratulations
- Ⓑ seriousness
- Ⓒ excitement
- Ⓓ repetition

A Brand New American Family (continued)

Comprehension

4. What is meant by the phrase “the building where dreams come true”?
- Ⓐ The building was so beautiful.
 - Ⓑ People dreamed about becoming citizens.
 - Ⓒ Ana had dreamt about the building before.
 - Ⓓ The shiny doors were like a dream.
5. How do you know this story is taking place now and not long ago?
- Ⓐ Vendors lined the sidewalks.
 - Ⓑ The family has a cell phone.
 - Ⓒ Ana was eating a bagel.
 - Ⓓ They sang the national anthem.

Read the following items carefully. Answer the questions.

6. Match each character with something the character did.

Ana

Bought flags

Papá

Gathered the trash

Mamá

Took a picture

Guard

Gnawed a bagel

7. Why did Ana have goosebumps?

8. What was the family doing at in the beginning of the story?

9. What was it like as they walked through the streets?

10. What were the two things the family did in the federal courthouse to become citizens?

Vocabulary

Word Pronunciation Part of Speech

1. gnawed nôd verb

2. register rej' ə stər verb

3. federal fed' ə r ə l adjective

4. courthouse kɔrt' hɔus' noun

5. vendors ven' dərz noun

6. revolving ri volv' ɪŋ adjective

Vocabulary

Word Pronunciation Part of Speech

7. anticipation an tis' ə pā' shən noun

8. hints hints noun

9. keen kēn adjective

10. charge chärj verb

11. uphold up höld" verb

12. faithfully fāth' fəl ē adverb

Vocabulary

FOCUS Review the vocabulary words from “A Brand-New American Family.”

anticipation

federal

register

charge

gnawed

revolving

courthouse

hints

uphold

faithfully

keen

vendors

PRACTICE Circle the vocabulary word that could replace the underlined word or words in each sentence.

1. The building where courts of law were held was in the center of the city.

a. vendors b. charge c. courthouse

2. The children chewed over and over on the large pretzels.

a. gnawed b. uphold c. revolving

3. The family decided to sign up for classes at the recreation center.

a. register b. uphold c. faithfully

4. The people who sold things had set up stalls all around the fair.

a. courthouse b. hints c. vendors

APPLY Circle the vocabulary word that completes each sentence below.

5. Today there is much (vendors, anticipation) when a U.S. president is sworn in, but when Thomas Jefferson first did this it was very simple.
6. In 1801, the (revolving, federal) government had only recently moved to Washington, D.C.
7. Jefferson was the first president elect to make the promise to (uphold, revolve) the office there.
8. The half-built buildings only gave (federal, hints) of what the city would become.
9. Only people with a (anticipation, keen) eye would have noticed it—few people came to the ceremony.
10. The Chief Justice (gnawed, charged) Jefferson with his responsibilities.
11. Jefferson promised to (faithfully, federal) do the job, and then went back to the boarding house where he was staying.
12. Today, things are very different; parties and fanfare (revolve, charge) around the inauguration of a president.

Making Inferences

FOCUS When you *make inferences*, you use information provided in a text, along with what you already know, to understand details the author did not put in the story.

PRACTICE Read each group of sentences.
Circle the correct inference.

1. The girl's eyes drooped. She yawned and tipped her head to one side.
 - a. The girl was tired.
 - b. The girl was sad.
2. When the boy sipped his drink, he spluttered. Then he held it carefully and blew on it for a couple minutes.
 - a. The drink was tasty.
 - b. The drink was hot.
3. There were charred bits of wood in the bottom of the fireplace. Some smoke rose from them.
 - a. The fireplace was rarely used.
 - b. The fireplace had recently held a fire.
4. The book was battered and worn. The cover was slightly ripped.
 - a. The book was old.
 - b. The book was not interesting.

APPLY Read each quote from “A Brand-New American Family.” Use what you already know to answer each question that follows and make an inference.

Mamá stood and began to gather their trash. “We should go. We don’t want to be late for the ceremony.”

Ana clapped her hands and jumped off the bench. She twirled around, her skirt flaring out to catch the breeze.

5. What inference can you make about Ana’s mood and its cause?

6. What information did you use to make this inference?

Ana repeated each line faithfully, though some of the words were hard for her. Papá smiled down at her and gave her hand an encouraging squeeze.

7. What inference can you make about Ana and her father’s relationship?

8. What information did you use to make this inference?

87-88

Name _____ Date _____

Story 44

The Rookie Firefighter

It was a warm summer night. Brooke was in bed reading a good book. She started to doze, so she flipped off the light.

Now Brooke could not sleep! She could not believe that three fire trucks were parked under her room. She could not believe she was a firefighter!

Suddenly, a bell started to ring and ring. It was the fire alarm! There must be a fire out in the city! Brooke did not have time to think. She slid from her bed right into her boots. They sat at the foot of her bed. Brooke stood up. She rushed to the fire pole and slid down it.

This was Brooke's first real time fighting a fire. She was a rookie firefighter. She felt a little afraid. Would she do well? But she knew this was not the time to ask herself that. It was the time to act. Brooke grabbed her coat from the hook and ran to the truck.

"Go fast, Brooke," yelled one of the firefighters. "Hoof it!" That meant she should run faster. Brooke did.

She jumped on the truck, and it zoomed off.

The truck raced to a burning home. Brooke could smell wood burning. She jumped from the truck and looked at the home as it burned.

"Grab that hose, Brooke," a man yelled to her. Brooke took the heavy hose and ran to the burning wooden home. She could feel the fire's heat. She flipped down her safety hood. Suddenly rushing water shook the hose, but Brooke held on.

It was not a big fire. That was good! The firefighters put it out quickly. The home had been empty, so no one was hurt.

When the fire truck got back, Brooke had to wash soot from her face. She was tired and glad that her first firefighting job was finished.

An older firefighter came over to Brooke. He shook her hand.

"Good job tonight, Brooke!" he said.

"Thanks!" Brooke smiled.

Brooke felt good about her job. She was glad to be a firefighter!

Practice Decodable Stories

UNIT 5 • Lesson 1 87

88 UNIT 5 • Lesson 1

Practice Decodable Stories

Decoding

Sentences

1 Stella's older sister thinks she makes the tastiest bread, but Marcus thinks his is better.

2 Erin is angrier than Max that they get paid the least to do the most chores.

Decoding

Words

1	warmer	weaker	stranger	cozier
2	slowest	freshest	thinnest	niciest
3	worse	worst	better	best
4	less	least	more	most

Name _____ Date _____

Comparative Ending -er, Superlative Ending -est, and Irregular Comparatives

- FOCUS**
- The **comparative ending** -er shows a comparison between two things.
 - The **superlative ending** -est shows a comparison among three or more things.
 - Some words that show comparison do not follow the usual patterns of adding -er or -est. These words are **irregular comparatives**.

PRACTICE Add -er to the following words.
Write each new word on the line.

- | | | | |
|----------|-------|---------|-------|
| 1. clean | _____ | 3. easy | _____ |
| 2. mad | _____ | 4. dark | _____ |

Add -est to the following words. Write each new word on the line.

- | | | | |
|-----------|-------|-----------|-------|
| 5. bright | _____ | 7. smooth | _____ |
| 6. funny | _____ | 8. wise | _____ |

Draw a line to match the comparative form to its superlative form.

- | | |
|------------|----------|
| 9. worse | a. best |
| 10. more | b. most |
| 11. less | c. worst |
| 12. better | d. least |

APPLY Circle the correct word to complete each sentence.

13. Lance's bike is (newer, newest) than Henry's.
14. Mr. Jones raked the (biggest, bigger) pile of leaves on our street.
15. The lunchroom is (noisiest, noisiest) on Fridays.
16. Which of these two books costs (less, least)?
17. This feels like the (hottest, hottest) day of the year!
18. Nate's hair is (curlier, curlyer) on rainy days.
19. Kate said that was the (worse, worst) movie she'd ever seen!
20. The public pool is (deepest, deeper) than our swimming pool.
21. The new washer works much (best, better) than the old one did.
22. Zack has the (least, less) amount of absences this year.
23. I thought the sequel was (least, less) exciting than the first movie.
24. The car looked a lot (shiniest, shinier) after we waxed it.

Name _____ Date _____ Score _____

Phonics: /oo/ spelled oo

Use the letters in parentheses () to write
a word on the line with the oo pattern.

1. (g, d) _____

2. (h, f) _____

3. (s, t) _____

4. (l, k) _____

5. (w, l) _____

Word Analysis: Comparative Ending -er, Superlative Ending -est, and Irregular Comparatives

Read each sentence. Fill in the bubble under the word that best completes the sentence.

6. This car is _____ than that one.

fast

☐

fastest

☐

faster

☐

7. Tara liked the _____ coat on the rack.

darkest

☐

dark

☐

darker

☐

8. A horse is _____ than a donkey.

big

☐

bigger

☐

biggest

☐

9. The weather is _____ today than yesterday.

worst

☐

bad

☐

worse

☐

10. The _____ state is Alaska.

cold

☐

coldest

☐

colder

☐

Decoding

Sentences

1 Nell took a warm bath to wash off the soot from the woodstove.

2 Brent pulled up his hood because it looked like it would rain.

Decoding

Words

1	look	book	cook	hook
2	hood	good	stood	wood
3	shook	crook	woof	soot
4	overlook	cookbook	footloose	parenthood

Name _____ Date _____

/oo/ spelled oo

FOCUS The /oo/ sound is spelled with oo. The oo spelling pattern is usually found in the middle of a word.

PRACTICE Use the letters in parentheses () to write a word on the line with the oo spelling pattern.

1. (b, k) _____
2. (f, t) _____
3. (w, d) _____
4. (h, k) _____
5. (h, d) _____
6. (c, k) _____
7. (s, t, d) _____
8. (s, h, k) _____
9. (l, k) _____
10. (w, l) _____

APPLY Read each word, and then write a new rhyming word on the line.

11. book _____

12. hood _____

13. shook _____

14. look _____

15. stood _____

Complete each sentence by writing one of the above words on the blank line.

16. I like to read a _____ before I go to sleep.

17. My jacket has a _____ for cold or rainy weather.

18. Charlie _____ at the bus stop with his friends.

19. The doctor is taking a _____ at Anna's sore throat.

20. The mayor _____ hands with all of her supporters.

EXAMPLE Look at Sam's letter below. A friendly letter has five parts.

123 Rye Avenue
Millville, MN 73473
June 6, 2014

Dear Aunt Grace,

Guess what I got? Last week I found a puppy hiding in the park. He was all muddy. He was scared and hungry. I took him home. Dad and I fed him and gave him a bath. We named him Patches. Write back soon.

Love,
Sam

◀ **Heading**

◀ **Greeting**

◀ **Body**

◀ **Closing**

◀ **Signature**

SECTION 2

Forms of Writing

Capitals and Commas in Letter Greetings/Closings

FOCUS

- The beginning of a friendly letter is called the ***greeting*** or ***salutation***.
- The first word begins with a capital letter.
- A comma is written after the name in the greeting.

Example: Dear John,

- The end of a friendly letter is called the ***closing***.
- The first word begins with a capital letter.
- A comma is written after the closing.
- The sender's name is written beneath the closing.

Example: Love,
Alice

PRACTICE Rewrite the greetings and closings correctly. Insert commas and capitalize letters when needed.

1. dear oscar _____

2. respectfully _____

Jayce _____

3. best wishes _____

Isabella _____

4. my dear nina _____

APPLY Add capital letters and commas where they are needed. Use the following proofreading marks: ^ to insert a comma and ≡ beneath the letters that need to be capitalized.

March 16, 2015

dear liam

I am glad to have a brave friend like you. You were not afraid to stand up for me when joe was teasing me. I tried not to care, but he was hurting my feelings. i will try to do the same thing for you in the future. I also like to play video games and ride bikes with you. Playing the fantastic flyers game is also great. you are my best friend!

sincerely

caden

Grammar, Usage, and Mechanics

dear Lila

Have you read Little House on the
Prairie? It is one of my favorite books. I
can loan it to you if you would like.

your friend

Molly

Name _____ Date _____

Personal Letter

Think

Audience: *Who* will read your personal letter?

Purpose: *What* is your reason for writing a personal letter?

Prewriting

Use this graphic organizer to plan your personal letter.

1. Start with the date and the word *Dear*, and then add the person's name.

--

2. Explain the topic of your letter.

--

3. Tell details about the topic.

--

4. Choose a personal closing. It could be *Love*, or *Your friend*.

--

Am I Ready?

Practice

Circle the group that has more.

1.  

Use the tally chart to answer the questions.

2. Which vehicle has 8 tally marks?


3. How many people chose a car?

_____ people

Favorite Vehicle		
Vehicle	Tally	Total
Car		5
Boat		4
Airplane		8

Use the picture to solve.

4. The tree had 7 apples. There are 4 apples left on the tree. How many apples fell from the tree? _____ apples



5. Kate went to the store to buy fruit. She used this chart to keep track of how many pieces of each fruit she bought. Put the numbers of fruit in order from greatest to least.




Fruits Bought	
Fruit	Tally
Apples	
Bananas	
Oranges	

Name _____

Am I Ready?

Review

Use the tally chart to answer the questions below.

Favorite Ride	
Ride	Tally
	I
	
	

1. How many people chose the Ferris wheel as their favorite ride? _____people
2. Which ride did most people choose? _____
3. How many more people chose the bumper cars over the Ferris wheel? _____people
4. How many fewer people chose the Ferris wheel over the roller coaster? _____people

Name _____

Check My Progress *(Lessons 1 through 3)*

**Take a survey. Ask ten people their favorite fruit.
Use tally marks to record the data.**

Favorite Fruit	Tally	Total
grapes		
oranges		
apples		
pineapples		
strawberries		

Use the data in the chart to answer the questions.

1. Which fruit do people like the most? _____
2. How many people like oranges and apples? _____
3. How many people like grapes? _____
4. Do more people like grapes or apples? _____
How many more? _____
5. How many people like pineapples? _____
6. Do more people like pineapples or strawberries? _____
How many more? _____

Name _____

Lesson 1 Reteach

Take a Survey

Use the survey to answer each question.

Look at your classmates. Make one tally mark to show what each classmate is wearing. Complete the chart.

Clothes in the Classroom	
Jeans	
Sweaters	
T-Shirts	
Skirts	

1. How many students are wearing sweaters?

2. How many students are wearing T-shirts?

3. Which got **more** marks, jeans or skirts?

4. What item is worn the **least**?

5. What item is worn the **most**?

Name _____

Lesson 1 Enrich

Take a Survey

Use the clues to finish the survey.

Pilar likes to collect pictures of her favorite animals. She wrote some clues about her collection. Use the clues to determine how many pictures are in her collection.

There are $4 + 4 + 4$ rabbits.

There are two more frog pictures than dog pictures.

There are twice as many dog pictures as there are cat pictures.

There are four cat pictures.

Make tally marks to show the number of pictures of each animal.

Animal	Tallies
Dog	
Cat	
Rabbit	
Frog	

How many animal pictures does Pilar have in all? _____




Name _____

Lesson 2 Enrich




Make Picture Graphs

Use this information to make a tally chart.

Favorite Sport	
<u>Hockey</u>	
Nora	Blake
Alexa	Justin
Ashlyn	
<u>Ice Skating</u>	
Bryce	Brooke
Maria	
<u>Soccer</u>	
Cooper	Bailey
Henry	Lauren
Carson	Gianna
Levi	Jada

Favorite Sport	
Sport	Votes
	
	
	

Use the data to make a picture graph. Make sure to label the graph with a title.




<div style="border: 1px solid black; width: 400px; height: 25px; margin: 0 auto;"></div>									
	Hockey								
	Ice Skating								
	Soccer								

Name _____




Lesson 2 Reteach

Make Picture Graphs

You can use data from this tally chart to make a picture graph.

Favorite Sport		
Sport	Tally	Total
		<u>5</u>
		<u>3</u>
		<u>8</u>

Use the tally chart above to make a picture graph.

Favorite Sport									
 Hockey									
 Ice Skating									
 Soccer									

Favorite Food	Where I think it's from?	Where it's really from?
1.		
2.		
3.		

Name _____ Class _____ Date _____

Where do plants and animals live?

Explain Fill in the chart with notes about two habitats you learned about.

A blank handwriting practice sheet divided into four equal quadrants by a vertical and a horizontal line. Each quadrant contains three sets of horizontal lines for writing practice. Each set consists of a solid top line, a dashed middle line, and a solid bottom line, providing a guide for letter height and placement. The sheet is otherwise empty, with no text or markings.

Compare Tell a partner how the habitats are the same and different. Use your notes to help you.



Name _____ Date _____

Words to Know

Write the word that completes each sentence.

wetland	desert	habitat
---------	--------	---------

1. A _____ is a hot, dry place where few plants can live.
2. An animal's _____ is the place where it lives and meets its needs.
3. Many plants and animals in a _____ live in water.



Explain

4. Tell two things about each kind of habitat.

Forest	Ocean	Rainforest
1.	1.	1.
2.	2.	2.



Apply Concepts

5. What is this plant? Where does it live?
How does it get what it needs?



Connect

Read this Social Studies Connection. You will answer the questions as a class.

Text Feature

A bar graph is helpful for making number comparisons.



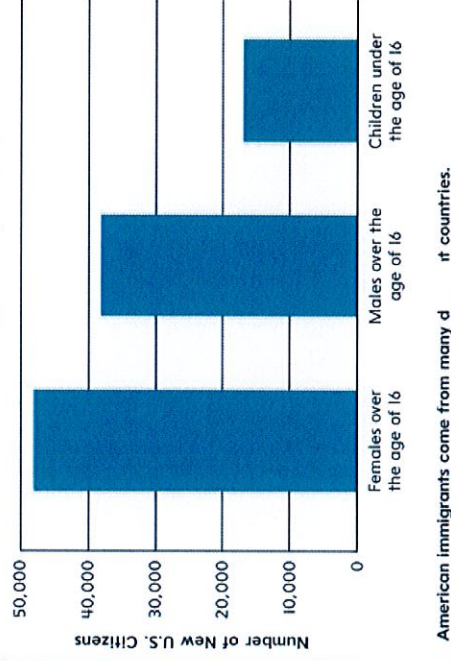
Foods from All Over

The United States is different from many countries because it is a nation of immigrants. People from all over the world have become Americans.

Because of this, our country's foods come from around the world. In "A Brand-New American Family," Ana was eating a bagel. Bagels first came from Poland. The family passed a hot dog **vendor**. Hot dogs originally came from Germany.

In many cities, you can find Chinese, Mexican, Thai, Indian, and French restaurants. Grocery stores have foods from places such as Europe, South America, or Asia. When people come to America, they bring their foods to our country. They remain **faithful** to their traditions while **upholding** the rights and responsibilities of American citizens. In this way, they help us all make global connections.

U.S. Citizenship in 2012



1. In what way do you benefit from America's global connections?
 2. What are some foods you enjoy that originally come from other countries?
- In the article, you learn about immigrants bringing their foods to America. How else does America benefit from global connections?



Go Digital

Think of three of your favorite foods and search to find out where they first came from. Look up those countries on a map.