

2020

Erie Rise Leadership  
Academy Charter School

Parent Lesson Plan

## [PARENT LESSON PLAN]

Kindergarten Boys and Girls, Week of 3/30

**Contents**

INTRODUCTION .....2

HELPFUL INFORMATION.....3

    Distribution Sites/Information .....3

    Leadership Team .....3

DIGITAL LESSON PACING GUIDE.....4

    ConnectED Instructions.....4

    USATestPrep Instructions.....4

    Pacing Guide.....4

ELA PRINT MATERIAL.....5

MATH PRINT MATERIALS.....7

SCIENCE/SOCIAL STUDIES PRINT MATERIAL .....7

ADDITIONAL RESOURCES (EDUCATIONAL) .....8

## INTRODUCTION

---

Hello Parents!

Included in this packet is a week's worth of printed ELA, Mathematics, and Science/Social Studies work for your students while they are at home. Each day is separated into the 3 content areas for the printed material. If you have access to the digital curriculum, a pacing guide is also provided outlining the digital component assigned for each specific day. If you need technology, please contact the school and we can make it available to you. Also remember, USATestPrep is always an option!

We know some of this material maybe be challenging, but try your best to complete it! Hopefully we will see you back in the classroom soon and will be able to go over all the information.

Printed materials may be turned into to the distribution centers once completed, but it is not a requirement.

Mrs. Will will be available on Youtube Live every day from 10AM-11AM to assist with curriculum questions and/or any resource questions for parents or students.

Stay safe and healthy everyone!

Missing seeing everyone's smiling face! Remember to wash your hands!

Educationally Yours,  
Mrs. Veronica Will

## **HELPFUL INFORMATION**

---

### **Distribution Sites/Information**

Food/Curriculum distribution will take place at:

Erie Rise Leadership Academy Charter School  
1006 West 10<sup>th</sup> Street  
Erie, PA 16502

Monday and Wednesday from 9AM until 12PM

### **Leadership Team**

Mr. Terry Lang, CEO: 814 812-0503  
Mrs. Veronica Will, Principal: 814 873-5158  
Mr. Aubrey Favors, HR: 814 812-3026  
Mr. Kirk Paskell, Transportation: 814 566-0002  
Mr. Homer Smith, PR: 814 392-3413  
Mrs. Pearl Jeffries, Social Services: 814 722-5056

## DIGITAL LESSON PACING GUIDE

---

### ConnectED Instructions

Please see attached instructions for accessing the digital curriculum.

**USATestPrep Instructions:** Not used for kindergarten students.

If you have access to high speed internet, below are the assignments the teachers have assigned for the various content areas:

### Digital Pacing Guide

	<b>Monday</b>	<b>Tuesday</b>	<b>Wednesday</b>	<b>Thursday</b>	<b>Friday</b>
<b>ELA/Writing</b>	<u>Lesson:</u> Unit 8 Lesson 2 Day 1 <u>Assignment:</u> March 30 Week 2 Day 1	<u>Lesson:</u> Unit 8 Lesson 2 Day 2 <u>Assignment:</u> March 31 Week 2 Day 2	<u>Lesson:</u> Unit 8 Lesson 2 Day 3 <u>Assignment:</u> April 1 Week 2 Day 3	<u>Lesson:</u> Unit 8 Lesson 2 Day 4 <u>Assignment:</u> April 2 Week 2 Day 4	<u>Lesson:</u> Unit 8 Lesson 2 Day 5 <u>Assignment:</u> April 3 Week 2 Day 5
<b>Math</b>	<u>Lesson:</u> Chapter 8 Lesson 8-F <u>Assignment:</u> March 30	<u>Lesson:</u> Chapter 8 Lesson 8-G <u>Assignment:</u> March 31	<u>Lesson:</u> Chapter 8 Lesson 8-H <u>Assignment:</u> March 1	<u>Lesson:</u> Chapter 9 Lesson 9-A <u>Assignment:</u> March 2	<u>Lesson:</u> Chapter 9 Lesson 9-B <u>Assignment:</u> March 3

## ELA PRINT MATERIAL

---

Parents – Your child will need you to do the activities with them. Kindergarteners need lots of support with ELA work. Some activities will be repeated daily. Repetition is important for young learners.

### Day 1-

Foundational Skills:

1. Introducing Long Ii
  - a. Listen to the Long Ii rhyme - I's my name, Two sounds have I: Short i in pig, Long i in pie. Repeat the rhyme several times.
  - b. Listen and raise your hand for long Ii words: **ice idea Irish Ivan** into bit hid inch **item** bait **ivory Iowa**
  - c. Practice writing uppercase I and lowercase i. Write 10 of each. Circle your best one.
2. Complete Intervention Support page 144. Write a lowercase i under pictures that have long i.

Reading and Responding

1. Poem: *The Best Place is Home*
  - a. Watch/read *The Best Place is Home* available in today's digital assignment. Before reading point to the title, author, and illustrator. What do poets and illustrators do?
  - b. Review the elements of a poem: Words often rhyme, lines often have a rhythm, sometimes words repeat, sentences often broken into parts.
  - c. Talk about the following questions with a grown-up: Do you think the animals of the desert, ocean, and forest would agree that the best place is home? Why or why not? What is your favorite description in the poem? Why?

Writing

1. Verbs – Words that show action tell us what someone or something is doing.
  - a. Write sentences using the following verbs: **jump touch turn wiggle shake**

### Day 2-

Foundational Skills:

1. Reviewing Long Ii
  - a. Review the Long Ii rhyme - I's my name, Two sounds have I: Short i in pig, Long i in pie. Repeat the rhyme several times.
  - b. Listen and raise your hand for words that start with long Ii: **iron** until envy **icicles** extra **ivy** apple oatmeal **idea** instead **Ike icon**
  - c. Listen for the middle sound. If it is long Ii raise your hand: **fine fire nine** spell fit fear **drive write like** girl wheat still
  - d. Complete Intervention Support page 145. Circle pictures that have long Ii.

Reading and Responding

1. Review Concepts of Print:
  - a. Use any book you have at home. Have your child point to the front, back, title, and a page number. Ask your child to tell you what the author and illustrator do.
2. Story: Animal Habitats
  - a. Watch/read Animal Habitats available in today's digital assignment.
  - b. Discuss vocabulary: bury, guess, animals.
  - c. Talk about the following questions with a grown-up or older sibling: Which animal changed its environment the most to make a home? Why do you think so? Which animals is the safest? Why?

Writing

1. Verbs – Words that show action tell us what someone or something is doing.
  - a. Write sentences about what you did yesterday using the following verbs: **ate wore played**

### Day 3-

Foundational Skills:

1. Reviewing Long Ii

- a. Review the Long Ii rhyme - I's my name, Two sounds have I: Short i in pig, Long i in pie. Repeat the rhyme several times.
- b. Listen for the middle sound. If it is long Ii raise your hand: which mass **mice hide title ride life** roll **vine** beat note plum
- c. Complete Intervention Support page 146.

Reading and Responding

1. Story: Animal Habitats

- a. Watch/read Animal Habitats available in today's digital assignment.
- b. Discuss vocabulary: shell, water, den
- c. Questions: What is the main idea on page 44? What details about bees does the author include? This story is informational text. What information does author provide about beavers on page 41?

Writing

1. Animal Habitats: The place where an animal lives is called its habitat. Make a list of at least four animals and their habitats.

**Day 4-**

Foundational Skills:

1. Reviewing Long Ii

- a. Review the Long Ii rhyme - I's my name, Two sounds have I: Short i in pig, Long i in pie. Repeat the rhyme several times.
- b. Listen for the middle sound. If it is long Ii raise your hand: four **ride** list trick **time lion rise wide** last milk **giant** dress
- c. Write the following words using the i\_e pattern: **kite bite hide dime ride lite ripe**
- d. Complete Intervention Support page 147.

Reading and Responding

1. Poem: *Fabulous Fishes*

- a. Watch/read *Fabulous Fishes* available in today's digital assignment.
- b. Questions: Which fish did you like best? Why? What is your favorite description in the poem? Why?

Writing

1. Animal Habitat: Pick one of the animals from the list you wrote yesterday. Fill in the following sentence frames: This report is about \_\_\_\_\_. A \_\_\_\_\_ lives in the \_\_\_\_\_.

**Day 5-**

Foundational Skills

1. Reviewing Long Ii

- a. Review the Long Ii rhyme- I's my name, Two sounds have I: Short i in pig, Long i in pie.
- b. Explain the long Ii rule: Silent ending e makes Ii say his name.
- c. Write the following long Ii words using the i\_e pattern. Have your child try to write them on his/her own as you say them: **hide pine time side ride**
- e. Complete Intervention Support page 148.

Reading and Responding

1. Decodable Story: Mike and Spike

- a. Mike and Spike is available to read using the digital assignment for today.
- b. Find the sight words in the book: **down they**
- c. Practice sounding out: **time kite lime Mike hike five**
- d. Questions: How does Spike change in the book? What are some things Mike and Spike like to do? How many exclamation marks are in the text? How many long Ii words?

Writing

1. Animal Habitat: Draw a picture to go with your report from yesterday. Read your report and show your illustration to a family member.

### **MATH PRINT MATERIALS**

---

Chapter 8: Measurement and Data/Chapter 9: Classify Objects  
MyMath Targeted Intervention Packet

March 30 – Compare Length

1. Discuss the difference between longer and shorter. Compare items in your home that are longer and shorter than you. Complete 8-F pages in packet.

March 31 – Compare Weight.

1. Name items in your house that are heavier and lighter than you. Complete 8-G pages in packet

April 1 – Compare Capacity

1. Compare a mug and a glass. Which one holds more water? Which one is deeper? Which one holds more? Which one holds less? Complete 8-H pages in packet.

April 2 – Recognize Objects

1. Play *I Spy* to find objects by color, size, and shape. Complete 9-A pages in packet.

April 3 – Recognize Size

1. Find small and large items in your house. Complete 9-B pages in packet.

### **SCIENCE/SOCIAL STUDIES PRINT MATERIAL**

---

Please use this time to review topics we cover during morning meeting/calendar time.  
Have your child complete the following daily:

1. Say the days of the weeks. Identify what today is, yesterday was, and tomorrow will be.
2. Say the months of the year. Have your child find the date on a calendar at home.
3. Identify the season and the weather. Have your child name what changes he/she is noticing.
4. Count by 2's, 5's, and 10's. Count to 100 by ones.
5. Practice identifying numbers 1 to 20.
6. Sing the alphabet song.
7. Practice identifying all uppercase and lowercase letters.
8. Review/practice all of the sight words.
9. Say the pledge of allegiance.
10. Say the Rise Mission Statement:

Erie Rise Leadership Academy Charter School will educate, prepare, and encourage its students to develop a love for learning through effective teaching and real-life experiences as they become college and career ready.



## ADDITIONAL RESOURCES (EDUCATIONAL)

---

PBS Kids Videos and Games

[www.pbskids.org](http://www.pbskids.org)

-*SUPER WHY!* videos and games are wonderful for developing readers.

-*Daniel Tiger's Neighborhood* videos and games are great for learning how to deal with strong emotions.

-*Peg Plus Cat* is great for kindergarten math skills.

-*Wild Kratts* and *Sid the Science Kid* videos and games are a fun way to learn science and biology.

ABCYa

[www.abcya.com](http://www.abcya.com)

-Has lots of kindergarten level learning games that the kids love!

Starfall

[www.starfall.com](http://www.starfall.com)

-Great site for beginning readers. Tons of games and books to read.

Storyline Online

<https://www.storylineonline.net/>

-Videos of famous actors reading aloud picture books.

Pete the Cat

[www.petethecatbooks.com](http://www.petethecatbooks.com)

-Videos and activities about everyone's favorite blue cat.

Khan Academy

<https://www.khanacademy.org/>

-Amazing website has free online courses for kindergarten to 12<sup>th</sup> grade. Great for advanced learners.

**Virtual Fieldtrips**

[https://docs.google.com/document/d/1SvldgTx9djKO6SjyvPDsoGlkgE3iExmi3qh2KRRku\\_w/mo bilebasic](https://docs.google.com/document/d/1SvldgTx9djKO6SjyvPDsoGlkgE3iExmi3qh2KRRku_w/mo bilebasic)

**VOOKS- storybooks brought to life**

[www.vooks.com/parent-resources](http://www.vooks.com/parent-resources)

**XtraMath- basic math facts**

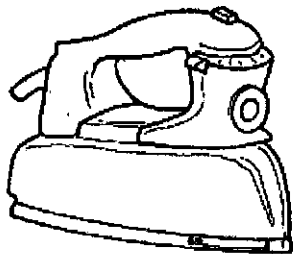
<https://xtramath.org/#/home/index>

**GoNoodle**

<https://www.gonoodle.com/>

Name \_\_\_\_\_ Date \_\_\_\_\_

Directions: Write the letter *i* under the pictures whose names begin with the /ī/ sound.



\_\_\_\_\_

-----


\_\_\_\_\_



\_\_\_\_\_

-----


\_\_\_\_\_



\_\_\_\_\_

-----

\_\_\_\_\_



\_\_\_\_\_

-----

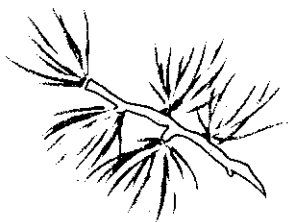

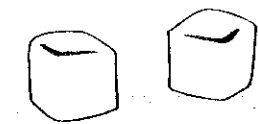
\_\_\_\_\_

ice




ace

Directions: Underline the *i* in the word that begins with the /ī/ sound.

Name \_\_\_\_\_ Date \_\_\_\_\_




Copyright © McGraw-Hill Education



Directions: Draw a circle around each picture whose name has the /ī/ sound at the beginning or in the middle.

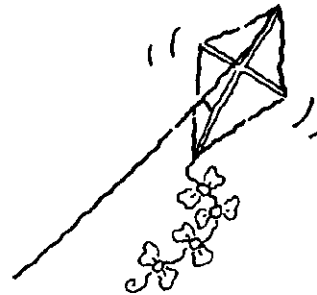
Name \_\_\_\_\_ Date \_\_\_\_\_



\_\_\_\_\_

-----

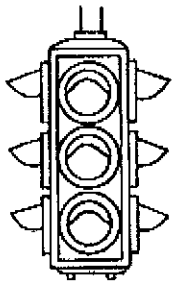
\_\_\_\_\_



\_\_\_\_\_

-----


\_\_\_\_\_



\_\_\_\_\_

-----

\_\_\_\_\_



\_\_\_\_\_

-----


\_\_\_\_\_



\_\_\_\_\_

-----

\_\_\_\_\_



\_\_\_\_\_

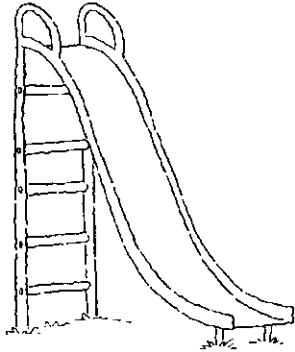
-----

\_\_\_\_\_

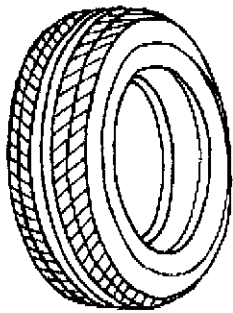
Copyright © McGraw-Hill Education

Directions: Write the letter *i* under each picture whose name has the /i/ sound in the middle.


Name \_\_\_\_\_ Date \_\_\_\_\_



slide sled



tree tire




mess mice


Copyright © McGraw-Hill Education

Directions: Listen as I say each word. Draw a circle around the word with the /ī/ sound that names each picture.

Name \_\_\_\_\_ Date \_\_\_\_\_



t \_ \_ e



p \_ \_ le



k \_ \_ te




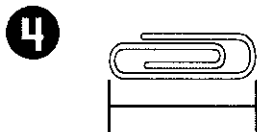


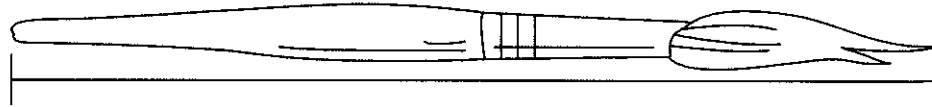

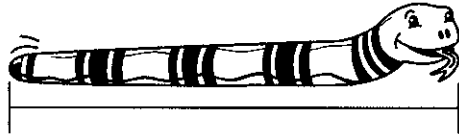
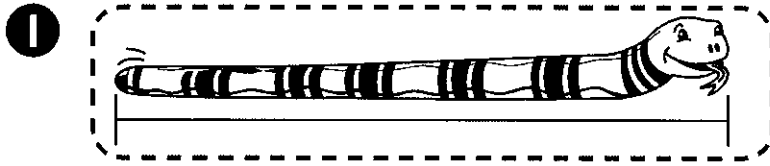
p \_ \_ ne

Copyright © McGraw-Hill Education

Directions: Listen as I say the name for each picture. Write the missing letter on the line to complete each word.

Name \_\_\_\_\_

# Compare Length


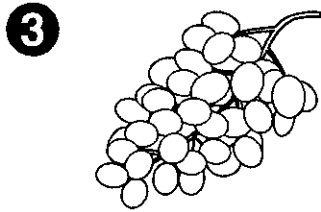

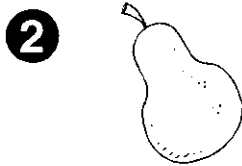

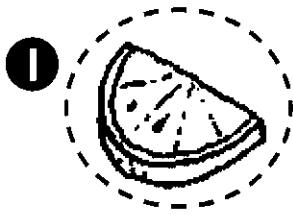


**Directions:** 1. Trace the circle around the longer snake. 2. Circle the longer paintbrush. 3. Draw an X on the shorter pencil. 4. Draw an X on the shorter paper clip.

Name \_\_\_\_\_

# Compare Weight

Lesson  
8-G



Copyright © The McGraw-Hill Companies, Inc.

**Directions:** 1. Trace the circle around the lighter object. Trace the X on the heavier object. 2-4. Circle the lighter object. Draw an X on the heavier object.




Name \_\_\_\_\_

# Compare Capacity

Lesson  
**8-H**

holds more →



**1**



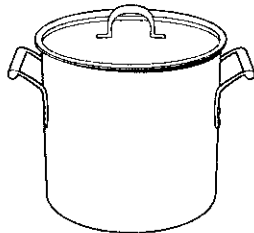
**2**



**3**



**4**



Copyright © The McGraw-Hill Companies, Inc.

Directions: 1-4. Circle the object that holds more.


Name \_\_\_\_\_

Lesson  
**8-H**

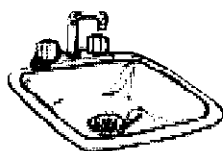
5



6



7



8



9



10



11



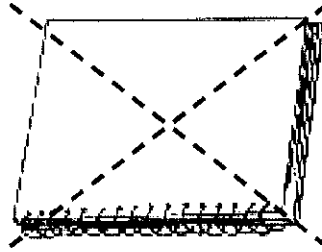

Directions: 5-11. Circle the object that holds more.

Name \_\_\_\_\_

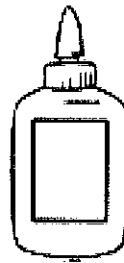

# Recognize Objects



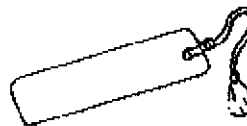

1



2



3



4





**Directions:** 1. Trace the circle around the eraser. Draw an X on the notebook. 2. Color the bottle of glue yellow. Color the pencil purple. 3. Circle the bookmark. Draw an X on the computer. 4. Color the glue stick red. Color the globe blue.

Name \_\_\_\_\_


# Recognize Size

Lesson  
9-B


1




2



3



4



Copyright © The McGraw-Hill Companies, Inc.

Directions: 1. Trace the dashed circle around the small animal. 2. Circle the small animal.  
3-4. Circle the large animal.