



2020

Erie Rise Leadership  
Academy Charter School

Parent Lesson Plan

---

## [ PARENT LESSON PLAN ]

1st Grade Girls & Boys, Week of 4/6-4/10

## Contents

|                                       |   |
|---------------------------------------|---|
| INTRODUCTION                          | 1 |
| HELPFUL INFORMATION                   | 3 |
| Distribution Sites/Information        | 3 |
| Leadership Team                       | 3 |
| DIGITAL LESSON PACING GUIDE           | 4 |
| ConnectED Instructions                | 4 |
| USATestPrep Instructions              | 4 |
| Pacing Guide                          | 4 |
| ELA PRINT MATERIAL                    | 5 |
| MATH PRINT MATERIALS                  | 6 |
| SCIENCE/SOCIAL STUDIES PRINT MATERIAL | 7 |
| ADDITIONAL RESOURCES (EDUCATIONAL)    | 8 |

## INTRODUCTION

---

Hello Parents!

Included in this packet is a week's worth of printed ELA, Mathematics, and Science/Social Studies work for your students while they are at home. Each day is separated into the 3 content areas for the printed material. If you have access to the digital curriculum, a pacing guide is also provided outlining the digital component assigned for each specific day. If you need technology, please contact the school and we can make it available to you. Also remember, USATestPrep is always an option!

We know some of this material maybe be challenging, but try your best to complete it! Hopefully we will see you back in the classroom soon and will be able to go over all the information.

Printed materials may be turned into to the distribution centers once completed, but it is not a requirement.

Mrs. Will will be available on Youtube Live every day from 10AM-11AM to assist with curriculum questions and/or any resource questions for parents or students.

Stay safe and healthy everyone!

Missing seeing everyone's smiling face! Remember to wash your hands!

Educationally Yours ,  
Mrs. Veronica Will

## HELPFUL INFORMATION

---

### **Distribution Sites/Information**

Food/Curriculum distribution will take place at:

Erie Rise Leadership Academy Charter School  
1006 West 10<sup>th</sup> Street  
Erie, PA 16502

Monday and Wednesday from 9AM until 12PM

### **Leadership Team**

Mr. Terry Lang, CEO: 814 812-0503  
Mrs. Veronica Will, Principal: 814 873-5158  
Mr. Aubrey Favors, HR: 814 812-3026  
Mr. Kirk Paskell, Transportation: 814 566-0002  
Mr. Homer Smith, PR: 814 392-3413  
Mrs. Pearl Jeffries, Social Services: 814 722-5056

## DIGITAL LESSON PACING GUIDE

---

### ConnectED Instructions

Please see attached instructions for accessing the digital curriculum.

### USATestPrep Instructions: Not used for first grade students.

If you have access to high speed internet, below are the assignments the teachers have assigned for the various content areas:

#### Digital Pacing Guide First Grade Girls

|  | <b>Monday</b>   | <b>Tuesday</b>  | <b>Wednesday</b>   | <b>Thursday</b>   | <b>Friday</b>  |
|--|---|---|--|---|--|
| <b>ELA/Writing</b>                     | Lesson:<br>Girls- Unit 8<br>Lesson 1<br>Day 1<br>Assignment:<br>Monday<br>April 6 | Lesson:<br>Girls-Unit 8<br>Lesson 1<br>Day 2<br>Assignment:<br>Tuesday<br>April 7 | Lesson:<br>Girls- Unit 8<br>Lesson 1<br>Day 3<br>Assignment:<br>Wednesday<br>April 8 | Lesson:<br>Girls- Unit 8<br>Lesson 1<br>Day 4<br>Assignment:<br>Thursday<br>April 9 | Lesson:<br>Girls- Unit 8<br>Lesson 1<br>Day 5<br>Assignment:<br>Friday April<br>10 |
| <b>Math</b>                            | Lesson:<br>Chapter 9<br>Pretest<br>Assignment:<br>Monday<br>April 6               | Lesson:<br>Chapter9<br>Am I Ready?<br>Assignment:<br>Tuesday<br>April 7           | Lesson:<br>Chapter 9<br>Am I Ready?<br>Assignment:<br>Wednesday<br>April 8           | Lesson:<br>Chapter 9<br>Am I Ready?<br>Assignment:<br>Thursday<br>April 9           | Lesson:<br>Chapter 9<br>Fluency<br>Practice<br>Assignment:<br>Friday<br>April 10   |
| <b>Science/<br/>Social<br/>Studies</b> | Animal<br>Homes!  | Let's Cover<br>Up   | Get To Know<br>Me Poster!  | Get To<br>Know Me<br>Poster!  | Get To<br>Know Me<br>Poster!   |

## First Grade Boys Digital Pacing Guide

|  | <b>Monday</b>   | <b>Tuesday</b>  | <b>Wednesday</b>   | <b>Thursday</b>   | <b>Friday</b>  |
|--|---|---|--|---|--|
| <b>ELA/Writing</b>                     | Unit 4<br>Lesson 1<br>Day 1   | Unit 4<br>Lesson 1<br>Day 2   | Unit 4<br>Lesson 1<br>Day 3  | Unit 4<br>Lesson 1<br>Day 4   | Unit 4<br>Lesson 1<br>Day 5  |
| <b>Math</b>                            | Lesson:<br>Chapter 9<br>Pretest<br>Assignment:<br>Monday<br>April 6 | Lesson:<br>Chapter9<br>Am I Ready?<br>Assignment:<br>Tuesday<br>April 7 | Lesson:<br>Chapter 9<br>Am I Ready?<br>Assignment:<br>Wednesday<br>April 8 | Lesson:<br>Chapter 9<br>Am I Ready?<br>Assignment:<br>Thursday<br>April 9 | Lesson:<br>Chapter 9<br>Fluency<br>Practice<br>Assignment:<br>Friday<br>April 10 |
| <b>Science/<br/>Social<br/>Studies</b> | Animal<br>Homes!  | Let's Cover<br>Up   | Get To Know<br>Me Poster!  | Get To<br>Know Me<br>Poster!  | Get To<br>Know Me<br>Poster!   |



## ELA PRINT MATERIAL

---

### **First Grade Girls:**

#### **Monday, April 6-**

1. Read and discuss “Gecko Toes and Dragonfly Eyes. Listen to the story on ConnectEd digital.
2. Sight Words-Pick a game from the attached page.
4. Draw It! Ee worksheet.

#### **Tuesday, April 7-**

1. Build fluency by reading Decodable 93 on ConnectEd. Read the story 3 times.
2. Reread “Gecko Toes and Dragonfly Eyes.” Listen to the story on ConnectEd digital.
3. Practice the Sight Words. Pick a game or make your own.
4. Start the “Raining Kittens and Puppies writing activity. Start with the Sketching My Story paper.

#### **Wednesday April 8,**

1. Read and discuss “The Fable of the Lion and the Mouse.” Listen to the story on ConnectEd digital.
2. Build fluency by reading Decodable 94 on ConnectEd. Read the story 3 times.
3. Practice the Sight Words. Pick a game or make your own.
4. Continue working in the “Raining Kittens and Puppies” story using the My Writing Planner and write a rough draft.

#### **Thursday, April 9-**

1. Reread “The Fable of the Lion and the Mouse.” Listen to the story on ConnectEd digital.
2. Practice Sight Words. Pick a game or make your own.
3. Complete “Fixing More Sentences” worksheet
4. Read your rough draft and add to it or change it.

#### **Friday, April 10-**

1. Build fluency by reading Decodable 95 on ConnectEd. Read the story 3 times.
2. Practice Sight Words. Pick a game or make your own.
3. Write your story on the “My Raining Story” paper.

### **First Grade Boys**

Monday, Ap. 6

Sight Words-Pick a game from the attached page.  
Draw It! Ee worksheet.

Tuesday, Ap. 7

Practice the Sight Words. Pick a game or make your own.  
Start the “Raining Kittens and Puppies writing activity.Start with the Sketching My Story paper.

Wednesday, Ap 8

Practice the Sight Words. Pick a game or make your own.  
Continue working in the “Raining Kittens and Puppies” story using the My Writing Planner and write a rough draft.

Thursday, April 9

Practice Sight Words. Pick a game or make your own.  
Complete “Fixing More Sentences” worksheet  
Read your rough draft and add to it or change it.

Friday, April 10

Practice Sight Words. Pick a game or make your own.  
Write your story on the “My Raining Story” paper.  
Color and illustrate the cover.



## **MATH PRINT MATERIALS**

---

### **Chapter 9: Two Dimensional Shapes and Equal Shares**

**Monday-** Chapter 9 Pretest

Identify items in your house that look like a square.

**Tuesday** -Chapter 9 Am I Ready? Practice

Identify items in your house that look like a triangle.

**Wednesday** -Chapter 9 Am I Ready? Apply

Identify items in your house that look like a circle.

**Thursday** -Chapter 9 Am I Ready? Review

Identify items in your house that look like a rectangle.

**Friday-** Chapter 8 Fluency Practice Page

Identify items in your house that look like a rhombus.

## **SCIENCE/SOCIAL STUDIES PRINT MATERIAL**

---

Monday, Ap. 6

Complete the Animal Homes worksheet. Try to do the Science Exploration sometime this week if you can get outside.

Tuesday, April 7

Complete the “Let’s Cover Up! Worksheet

Wednesday-Friday

Social Studies

Design and make a poster telling about yourself. You can use a pencil, crayons, markers, cut pictures from magazines, use whatever you have at home.

The goal is for us to learn about you-your favorite food, favorite color, favorite movie, favorite game, whatever else you want to share.

---

## **ADDITIONAL RESOURCES (EDUCATIONAL)**

---

Included are a list of hand selected resources for students with internet to use at home.

### **Khan Academy**

<https://www.khanacademy.org/>

### **Virtual Fieldtrips**

[https://docs.google.com/document/d/1SvldgTx9djKO6SjyvPDsoGikgE3iExmi3qh2KRRku\\_w/mo bilebasic](https://docs.google.com/document/d/1SvldgTx9djKO6SjyvPDsoGikgE3iExmi3qh2KRRku_w/mo bilebasic)

### **ABCYa**

<https://www.abcya.com/grades/3>

### **Headsprout**

[https://www.kidsa-z.com/main/Login?\\_ga=2.14502327.1202970097.1584651865-1362153684.1571613646](https://www.kidsa-z.com/main/Login?_ga=2.14502327.1202970097.1584651865-1362153684.1571613646)

### **Vooks**

[https://www.vooks.com/parent-resources?gclid=CjwKCAjwsMzzBRACEiwAx4ILG7QyXTnc8rKecp6rQgy6fHHslUFDkBusKC5UxTDixLvLueFSc3\\_zBoCHIAQAvD\\_BwE](https://www.vooks.com/parent-resources?gclid=CjwKCAjwsMzzBRACEiwAx4ILG7QyXTnc8rKecp6rQgy6fHHslUFDkBusKC5UxTDixLvLueFSc3_zBoCHIAQAvD_BwE)

### **Scholastic Learn at Home**

<https://classroommagazines.scholastic.com/support/learnathome/grades-1-2.html>

about  
after  
an  
any  
are  
around  
ask  
away  
before  
big  
blue  
brown  
by  
call  
came  
come  
could  
day  
don't  
every  
five  
four  
from  
get  
going

good  
got  
green  
help  
here  
how  
if  
into  
its  
jump  
just  
know  
like  
long  
make  
me  
my  
no  
now  
old  
one  
or  
over  
pretty  
put

red  
ride  
right  
saw  
six  
sleep  
take  
their  
them  
this  
too  
two  
very  
walk  
want  
water  
way  
well  
went  
where  
will  
would  
yellow  
yes  
your







# Animal homes

## Observations

Animals are found in many different places. Some live in gardens, some live in forests, others live in ponds, or in the ocean.


## Science activity

Draw a line joining each animal to the place it lives.



## Science exploration

Dig up some soil and place it in a coffee can. Pour the soil over some newspapers and record what you see. Use a magnifying glass to see small critters. Wear plastic gloves.





## Let's cover up!

### Observations

A human's body is covered with smooth skin. Different animals have different types of skin. Some animals have hair or fur; others have feathers. Some have scales and spines. Some have a hard shell.

### Science activity



Connect each animal to the type of outer covering it has.




feathers



shell



hair




### Science exploration

Cover one styrofoam ball with yarn, stick 20 toothpicks in another, and cover a third with plastic wrap. Which covering best protects these "animals" from enemies? Explain.

# My Writing Planner

**Write a story about the day you realize it is raining kittens and puppies. Literally.**



My  
Beginning  
(Setting)

A large, rounded rectangular box with a dashed border, intended for writing the beginning of the story.

My Middle  
(Problem)

A large, rounded rectangular box with a dashed border, intended for writing the middle of the story.

My Ending  
(Solution)

A large, rounded rectangular box with a dashed border, intended for writing the ending of the story.

By Can't Stop Smiling



# Sketching My Story

**You might want to sketch how your story will go.**

First

Next

Then


After that

Last

By Can't Stop Smiling

# My "Raining" Story

**Write a story about the day you realize it is raining kittens and puppies. Literally.**



Page \_\_\_\_\_

---

---

---

---

---

---

---

---

---

---

---

---

---

---

---

---

---

---

---

---

---

---


---

---

---


By Can't Stop Smiling

# IT'S RAINING KITTENS AND PUPPIES



Written and Illustrated by

---



Name \_\_\_\_\_

# MORE Fixing Sentences

**Use a crayon.**



- 1. Add the correct ending punctuation.**
- 2. Fix the beginning capital letters.**

1. mom loves dad a lot
2. can you be my friend, emma
3. She attends miller elementary school.
4. i think i lost my backpack.
5. sarah dances every night?
6. My dad likes to play golf
7. Soccer is a fun sport to play
8. Is this your Book?

By Can't Stop Smiling

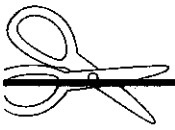
My child, \_\_\_\_\_, is ready to be tested.

Parent Signature \_\_\_\_\_



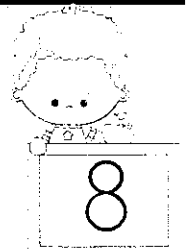

|           |           |           |           |           |           |           |           |
|-----------|-----------|-----------|-----------|-----------|-----------|-----------|-----------|
| 8         | 2         | 4         | 7         | 6         | 5         | 7         | 2         |
| <u>+1</u> | <u>+7</u> | <u>+6</u> | <u>+3</u> | <u>+1</u> | <u>+2</u> | <u>+0</u> | <u>+6</u> |

|           |           |           |           |           |           |           |           |
|-----------|-----------|-----------|-----------|-----------|-----------|-----------|-----------|
| 5         | 6         | 5         | 7         | 5         | 6         | 5         | 0         |
| <u>+1</u> | <u>+0</u> | <u>+3</u> | <u>+1</u> | <u>+4</u> | <u>+3</u> | <u>+5</u> | <u>+8</u> |



Use these flashcards for practice and review.

Our goal is to pass a level about once a week.





|           |           |           |           |           |           |           |           |
|-----------|-----------|-----------|-----------|-----------|-----------|-----------|-----------|
| 8         | 2         | 4         | 7         | 6         | 5         | 7         | 2         |
| <u>+1</u> | <u>+7</u> | <u>+6</u> | <u>+3</u> | <u>+1</u> | <u>+2</u> | <u>+0</u> | <u>+6</u> |

|           |           |           |           |           |           |           |           |
|-----------|-----------|-----------|-----------|-----------|-----------|-----------|-----------|
| 5         | 6         | 5         | 7         | 5         | 6         | 5         | 0         |
| <u>+1</u> | <u>+0</u> | <u>+3</u> | <u>+1</u> | <u>+4</u> | <u>+3</u> | <u>+5</u> | <u>+8</u> |

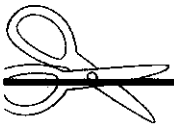
My child, \_\_\_\_\_, is ready to be tested.

Parent Signature \_\_\_\_\_





|           |           |           |           |           |           |           |           |
|-----------|-----------|-----------|-----------|-----------|-----------|-----------|-----------|
| 8         | 9         | 6         | 0         | 6         | 5         | 0         | 5         |
| <u>+2</u> | <u>+1</u> | <u>+2</u> | <u>+7</u> | <u>+4</u> | <u>+3</u> | <u>+6</u> | <u>+5</u> |

|           |           |           |           |           |           |           |           |
|-----------|-----------|-----------|-----------|-----------|-----------|-----------|-----------|
| 10        | 9         | 2         | 1         | 1         | 5         | 7         | 1         |
| <u>+0</u> | <u>+0</u> | <u>+5</u> | <u>+7</u> | <u>+6</u> | <u>+4</u> | <u>+2</u> | <u>+8</u> |



Use these flashcards for practice and review.

Our goal is to pass a level about once a week.




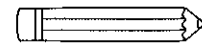
|           |           |           |           |           |           |           |           |
|-----------|-----------|-----------|-----------|-----------|-----------|-----------|-----------|
| 8         | 9         | 6         | 0         | 6         | 5         | 0         | 5         |
| <u>+2</u> | <u>+1</u> | <u>+2</u> | <u>+7</u> | <u>+4</u> | <u>+3</u> | <u>+6</u> | <u>+5</u> |

|           |           |           |           |           |           |           |           |
|-----------|-----------|-----------|-----------|-----------|-----------|-----------|-----------|
| 10        | 9         | 2         | 1         | 1         | 5         | 7         | 1         |
| <u>+0</u> | <u>+0</u> | <u>+5</u> | <u>+7</u> | <u>+6</u> | <u>+4</u> | <u>+2</u> | <u>+8</u> |



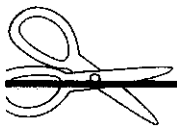
My child, \_\_\_\_\_, is ready to be tested.

Parent Signature \_\_\_\_\_





|           |           |           |           |           |           |           |           |
|-----------|-----------|-----------|-----------|-----------|-----------|-----------|-----------|
| 9         | 8         | 8         | 9         | 10        | 1         | 2         | 8         |
| <u>+0</u> | <u>+2</u> | <u>+0</u> | <u>+1</u> | <u>+0</u> | <u>+5</u> | <u>+6</u> | <u>+1</u> |

|           |           |           |           |           |           |           |           |
|-----------|-----------|-----------|-----------|-----------|-----------|-----------|-----------|
| 5         | 7         | 6         | 4         | 6         | 7         | 3         | 5         |
| <u>+5</u> | <u>+1</u> | <u>+3</u> | <u>+5</u> | <u>+0</u> | <u>+0</u> | <u>+7</u> | <u>+2</u> |



Use these flashcards for practice and review.

Our goal is to pass a level about once a week.




|           |           |           |           |           |           |           |           |
|-----------|-----------|-----------|-----------|-----------|-----------|-----------|-----------|
| 9         | 8         | 8         | 9         | 10        | 1         | 2         | 8         |
| <u>+0</u> | <u>+2</u> | <u>+0</u> | <u>+1</u> | <u>+0</u> | <u>+5</u> | <u>+6</u> | <u>+1</u> |

|           |           |           |           |           |           |           |           |
|-----------|-----------|-----------|-----------|-----------|-----------|-----------|-----------|
| 5         | 7         | 6         | 4         | 6         | 7         | 3         | 5         |
| <u>+5</u> | <u>+1</u> | <u>+3</u> | <u>+5</u> | <u>+0</u> | <u>+0</u> | <u>+7</u> | <u>+2</u> |

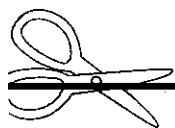
My child, \_\_\_\_\_, is ready to be tested.

Parent Signature \_\_\_\_\_





|           |           |           |           |           |           |           |           |
|-----------|-----------|-----------|-----------|-----------|-----------|-----------|-----------|
| 8         | 6         | 7         | 7         | 6         | 7         | 6         | 7         |
| <u>-0</u> | <u>-1</u> | <u>-2</u> | <u>-7</u> | <u>-2</u> | <u>-6</u> | <u>-3</u> | <u>-1</u> |

|           |           |           |           |           |           |           |           |
|-----------|-----------|-----------|-----------|-----------|-----------|-----------|-----------|
| 6         | 7         | 7         | 6         | 6         | 7         | 7         | 6         |
| <u>-0</u> | <u>-5</u> | <u>-0</u> | <u>-5</u> | <u>-6</u> | <u>-4</u> | <u>-3</u> | <u>-4</u> |



Use these flashcards for practice and review.

Our goal is to pass a level about once a week.




|           |           |           |           |           |           |           |           |
|-----------|-----------|-----------|-----------|-----------|-----------|-----------|-----------|
| 8         | 6         | 7         | 7         | 6         | 7         | 6         | 7         |
| <u>-0</u> | <u>-1</u> | <u>-2</u> | <u>-7</u> | <u>-2</u> | <u>-6</u> | <u>-3</u> | <u>-1</u> |

|           |           |           |           |           |           |           |           |
|-----------|-----------|-----------|-----------|-----------|-----------|-----------|-----------|
| 6         | 7         | 7         | 6         | 6         | 7         | 7         | 6         |
| <u>-0</u> | <u>-5</u> | <u>-0</u> | <u>-5</u> | <u>-6</u> | <u>-4</u> | <u>-3</u> | <u>-4</u> |

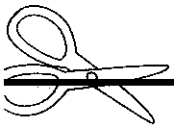
My child, \_\_\_\_\_, is ready to be tested.

Parent Signature \_\_\_\_\_




|           |           |           |           |           |           |           |           |
|-----------|-----------|-----------|-----------|-----------|-----------|-----------|-----------|
| 9         | 8         | 9         | 8         | 9         | 9         | 8         | 8         |
| <u>-7</u> | <u>-4</u> | <u>-2</u> | <u>-8</u> | <u>-3</u> | <u>-0</u> | <u>-5</u> | <u>-1</u> |

|           |           |           |           |           |           |           |           |
|-----------|-----------|-----------|-----------|-----------|-----------|-----------|-----------|
| 9         | 8         | 9         | 8         | 8         | 9         | 8         | 9         |
| <u>-6</u> | <u>-3</u> | <u>-5</u> | <u>-2</u> | <u>-7</u> | <u>-4</u> | <u>-6</u> | <u>-1</u> |



Use these flashcards for practice and review.

Our goal is to pass a level about once a week.



|           |           |           |           |           |           |           |           |
|-----------|-----------|-----------|-----------|-----------|-----------|-----------|-----------|
| 9         | 8         | 9         | 8         | 9         | 9         | 8         | 8         |
| <u>-7</u> | <u>-4</u> | <u>-2</u> | <u>-8</u> | <u>-3</u> | <u>-0</u> | <u>-5</u> | <u>-1</u> |

|           |           |           |           |           |           |           |           |
|-----------|-----------|-----------|-----------|-----------|-----------|-----------|-----------|
| 9         | 8         | 9         | 8         | 8         | 9         | 8         | 9         |
| <u>-6</u> | <u>-3</u> | <u>-5</u> | <u>-2</u> | <u>-7</u> | <u>-4</u> | <u>-6</u> | <u>-1</u> |

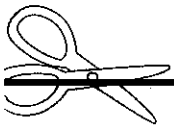
My child, \_\_\_\_\_, is ready to be tested.

Parent Signature \_\_\_\_\_





|           |           |           |           |           |           |           |           |
|-----------|-----------|-----------|-----------|-----------|-----------|-----------|-----------|
| 10        | 9         | 10        | 10        | 9         | 10        | 7         | 10        |
| <u>-8</u> | <u>-9</u> | <u>-2</u> | <u>-5</u> | <u>-3</u> | <u>-3</u> | <u>-5</u> | <u>-7</u> |

|           |           |           |           |           |           |           |            |
|-----------|-----------|-----------|-----------|-----------|-----------|-----------|------------|
| 8         | 10        | 6         | 10        | 8         | 10        | 10        | 10         |
| <u>-6</u> | <u>-6</u> | <u>-5</u> | <u>-1</u> | <u>-3</u> | <u>-4</u> | <u>-9</u> | <u>-10</u> |



Use these flashcards for practice and review.

Our goal is to pass a level about once a week.





|           |           |           |           |           |           |           |           |
|-----------|-----------|-----------|-----------|-----------|-----------|-----------|-----------|
| 10        | 9         | 10        | 10        | 9         | 10        | 7         | 10        |
| <u>-8</u> | <u>-9</u> | <u>-2</u> | <u>-5</u> | <u>-3</u> | <u>-3</u> | <u>-5</u> | <u>-7</u> |

|           |           |           |           |           |           |           |            |
|-----------|-----------|-----------|-----------|-----------|-----------|-----------|------------|
| 8         | 10        | 6         | 10        | 8         | 10        | 10        | 10         |
| <u>-6</u> | <u>-6</u> | <u>-5</u> | <u>-1</u> | <u>-3</u> | <u>-4</u> | <u>-9</u> | <u>-10</u> |

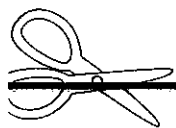
My child, \_\_\_\_\_, is ready to be tested.

Parent Signature \_\_\_\_\_





|           |           |           |           |           |           |           |           |
|-----------|-----------|-----------|-----------|-----------|-----------|-----------|-----------|
| 10        | 9         | 5         | 8         | 6         | 10        | 7         | 7         |
| <u>-9</u> | <u>+1</u> | <u>+2</u> | <u>-3</u> | <u>+4</u> | <u>-3</u> | <u>-5</u> | <u>+0</u> |

|           |           |           |           |           |           |           |           |
|-----------|-----------|-----------|-----------|-----------|-----------|-----------|-----------|
| 7         | 10        | 6         | 9         | 6         | 8         | 5         | 8         |
| <u>-6</u> | <u>-7</u> | <u>+3</u> | <u>-1</u> | <u>-3</u> | <u>+2</u> | <u>+4</u> | <u>+1</u> |



Use these flashcards for practice and review.

Our goal is to pass a level about once a week.





|           |           |           |           |           |           |           |           |
|-----------|-----------|-----------|-----------|-----------|-----------|-----------|-----------|
| 10        | 9         | 5         | 8         | 6         | 10        | 7         | 7         |
| <u>-9</u> | <u>+1</u> | <u>+2</u> | <u>-3</u> | <u>+4</u> | <u>-3</u> | <u>-5</u> | <u>+0</u> |

|           |           |           |           |           |           |           |           |
|-----------|-----------|-----------|-----------|-----------|-----------|-----------|-----------|
| 7         | 10        | 6         | 9         | 6         | 8         | 5         | 8         |
| <u>-6</u> | <u>-7</u> | <u>+3</u> | <u>-1</u> | <u>-3</u> | <u>+2</u> | <u>+4</u> | <u>+1</u> |

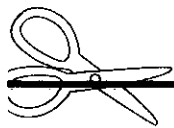
My child, \_\_\_\_\_, is ready to be tested.

Parent Signature \_\_\_\_\_




|           |           |           |           |           |           |           |           |
|-----------|-----------|-----------|-----------|-----------|-----------|-----------|-----------|
| 2         | 5         | 6         | 10        | 5         | 10        | 4         | 5         |
| <u>+9</u> | <u>+7</u> | <u>+8</u> | <u>+5</u> | <u>+6</u> | <u>+2</u> | <u>+7</u> | <u>+8</u> |

|           |           |           |           |           |           |           |           |
|-----------|-----------|-----------|-----------|-----------|-----------|-----------|-----------|
| 6         | 4         | 3         | 5         | 10        | 3         | 4         | 10        |
| <u>+9</u> | <u>+9</u> | <u>+8</u> | <u>+9</u> | <u>+4</u> | <u>+9</u> | <u>+8</u> | <u>+3</u> |



Use these flashcards for practice and review.

Our goal is to pass a level about once a week.



|           |           |           |           |           |           |           |           |
|-----------|-----------|-----------|-----------|-----------|-----------|-----------|-----------|
| 2         | 5         | 6         | 10        | 5         | 10        | 4         | 5         |
| <u>+9</u> | <u>+7</u> | <u>+8</u> | <u>+5</u> | <u>+6</u> | <u>+2</u> | <u>+7</u> | <u>+8</u> |

|           |           |           |           |           |           |           |           |
|-----------|-----------|-----------|-----------|-----------|-----------|-----------|-----------|
| 6         | 4         | 3         | 5         | 10        | 3         | 4         | 10        |
| <u>+9</u> | <u>+9</u> | <u>+8</u> | <u>+9</u> | <u>+4</u> | <u>+9</u> | <u>+8</u> | <u>+3</u> |



## Am I Ready?


### Apply

Circle the word that is the correct answer.

1. Emma saw a traffic sign that looked like this.

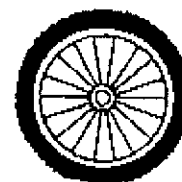
What shape is it?

square      triangle      trapezoid



2. Mr. Morris asked each student to find an object that looks like a geometric shape. Eric drew a wheel. What shape is it?

rectangle      circle      triangle



3. Maria drew a shape with curves but no sides and no vertices. What shape did Maria draw?

square      circle      trapezoid

4. Keenan drew a shape with three sides. What shape did Keenan draw?

rectangle      square      triangle

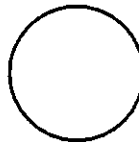

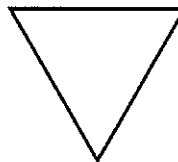

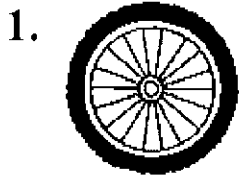
5. Liz wanted to make a new shape using two squares. She put the two squares together side by side. What shape did Liz make?

rectangle      triangle      trapezoid

# Am I Ready?

## Practice

Draw a line to match the objects that are the same shape.



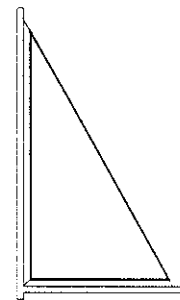
---

4. Andy enjoys sailing. What shape is this sail?  
Circle the name.

triangle

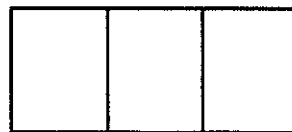
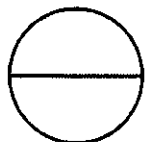

square

rectangle



---

5. Circle the shape that shows 4 equal parts. Put  
a X on the shape that shows 3 equal parts.



Name \_\_\_\_\_

## Am I Ready?

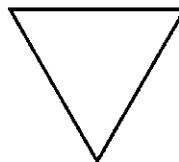
### Review

Draw a line to match the objects that are the same shape.

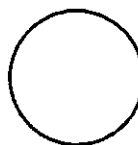

1.




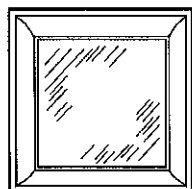
2.



3.

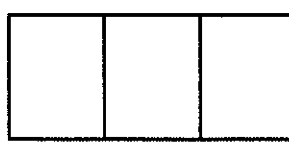
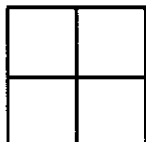
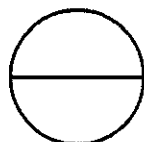


4.



---

5. Color the shape that shows 4 equal parts blue.



Name \_\_\_\_\_

## Pretest

Circle the correct answer.

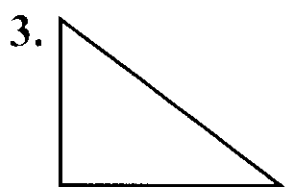
1. Circle the square.



2. Circle the triangle.

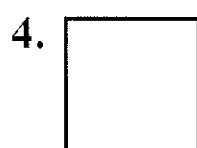


Write how many sides and vertices.



\_\_\_\_\_ sides

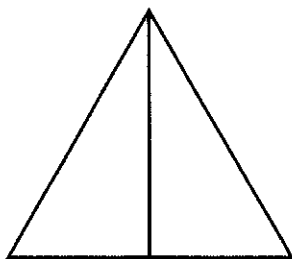
\_\_\_\_\_ vertices



\_\_\_\_\_ sides

\_\_\_\_\_ vertices

5. Write how many equal parts.



\_\_\_\_\_ equal parts

6. Write how many equal parts.



\_\_\_\_\_ equal parts

Name \_\_\_\_\_

## Fluency Practice

$$\begin{array}{r} 1. \quad 6 \\ + 4 \\ \hline \end{array}$$

$$\begin{array}{r} 2. \quad 3 \\ + 2 \\ \hline \end{array}$$

$$\begin{array}{r} 3. \quad 9 \\ - 1 \\ \hline \end{array}$$

$$\begin{array}{r} 4. \quad 7 \\ + 7 \\ \hline \end{array}$$

$$\begin{array}{r} 5. \quad 12 \\ - 6 \\ \hline \end{array}$$

$$\begin{array}{r} 6. \quad 8 \\ - 5 \\ \hline \end{array}$$

$$\begin{array}{r} 7. \quad 8 \\ - 4 \\ \hline \end{array}$$

$$\begin{array}{r} 8. \quad 3 \\ + 3 \\ \hline \end{array}$$

$$\begin{array}{r} 9. \quad 5 \\ + 5 \\ \hline \end{array}$$

$$\begin{array}{r} 10. \quad 5 \\ + 2 \\ \hline \end{array}$$

$$\begin{array}{r} 11. \quad 13 \\ - 8 \\ \hline \end{array}$$

$$\begin{array}{r} 12. \quad 7 \\ + 1 \\ \hline \end{array}$$

$$\begin{array}{r} 13. \quad 9 \\ - 9 \\ \hline \end{array}$$

$$\begin{array}{r} 14. \quad 10 \\ + 6 \\ \hline \end{array}$$

$$\begin{array}{r} 15. \quad 12 \\ - 7 \\ \hline \end{array}$$