

**2020**

Erie Rise Leadership  
Academy Charter School

Parent Lesson Plan

## **[PARENT LESSON PLAN]**

Kindergarten Boys and Girls, Week of 4/27/20

# Contents

INTRODUCTION .....	2
HELPFUL INFORMATION.....	3
Distribution Sites/Information .....	3
Leadership Team .....	3
DIGITAL LESSON PACING GUIDE.....	4
ConnectED Instructions.....	4
USATestPrep Instructions.....	4
Pacing Guide.....	4
ELA PRINT MATERIAL.....	5
MATH PRINT MATERIALS.....	7
SCIENCE/SOCIAL STUDIES PRINT MATERIAL .....	8
ADDITIONAL RESOURCES (EDUCATIONAL) .....	9

## INTRODUCTION

---

Hello Parents!

Included in this packet is a week's worth of printed ELA, Mathematics, and Science/Social Studies work for your students while they are at home. Each day is separated into the 3 content areas for the printed material. If you have access to the digital curriculum, a pacing guide is also provided outlining the digital component assigned for each specific day. If you need technology, please contact the school and we can make it available to you. Also remember, USATestPrep is always an option!

We know some of this material maybe be challenging, but try your best to complete it! Hopefully we will see you back in the classroom soon and will be able to go over all the information.

Printed materials may be turned into to the distribution centers once completed, but it is not a requirement.

Mrs. Will will be available on Youtube Live every day from 10AM-11AM to assist with curriculum questions and/or any resource questions for parents or students.

Stay safe and healthy everyone!

Missing seeing everyone's smiling face! Remember to wash your hands!

Educationally Yours,  
Mrs. Veronica Will

## **HELPFUL INFORMATION**

---

### **Distribution Sites/Information**

Food/Curriculum distribution will take place at:

Erie Rise Leadership Academy Charter School  
1006 West 10<sup>th</sup> Street  
Erie, PA 16502

Tuesday and Friday from 10-12

### **Leadership Team**

Mr. Aubrey Favors, Interim CEO, HR: 814 812-3026

Mrs. Veronica Will, Principal: 814 873-5158

Mr. Kirk Paskell, Transportation: 814 566-0002

Mr. Homer Smith, PR: 814 392-3413

Mrs. Pearl Jeffries, Social Services: 814 722-5056

## DIGITAL LESSON PACING GUIDE

---

### ConnectED Instructions

Please see attached instructions for accessing the digital curriculum.

**USATestPrep Instructions:** Not used for kindergarten students.

If you have access to high speed internet, below are the assignments the teachers have assigned for the various content areas:

### Digital Pacing Guide

	<b>Monday</b>	<b>Tuesday</b>	<b>Wednesday</b>	<b>Thursday</b>	<b>Friday</b>
<b>ELA/Writing</b>	<u>Lesson:</u> Unit 9 Lesson 3 Day 1 <u>Assignment:</u> April 27	<u>Lesson:</u> Unit 9 Lesson 3 Day 2 <u>Assignment:</u> April 28	<u>Lesson:</u> Unit 9 Lesson 3 Day 3 <u>Assignment:</u> April 29	<u>Lesson:</u> Unit 9 Lesson 3 Day 4 <u>Assignment:</u> April 30	<u>Lesson:</u> Unit 9 Lesson 3 Day 5 <u>Assignment:</u> May 1
<b>Math</b>	<u>Lesson:</u> Chapter 12 Lesson 12-a <u>Assignment:</u> April 27	<u>Lesson:</u> Chapter 12 Lesson 12-b <u>Assignment:</u> April 28	<u>Lesson:</u> Chapter 12 Lesson 12-c <u>Assignment:</u> April 29	<u>Lesson:</u> Chapter 12 Lesson 11-d <u>Assignment:</u> April 30	<u>Lesson:</u> Chapter 12 Lesson 12-e <u>Assignment:</u> May 1
<b>Science</b>	<u>Assignment:</u> Video and <b>Color Day and Night</b> Worksheet <i>Enrichment Packet</i>	<u>Assignment:</u> Video and <b>Sunrise, Sunset</b> Worksheet <i>Enrichment Packet</i>	<u>Assignment:</u> Video and <b>Starlight, Starbright</b> Worksheet <i>Enrichment Packet</i>	<u>Assignment:</u> Video and <b>Good Day, Goodnight</b> Worksheet <i>Enrichment Packet</i>	<u>Assignment:</u> Video and <b>You Are My Sunshine</b> Worksheet <i>Enrichment Packet</i>

## ELA PRINT MATERIAL

---

Parents – Your child will need you to do the activities with them. Kindergarteners need lots of support with ELA work, especially if they are not yet reading fluently.

### Day 1-

Foundational Skills:

1. Long Aa
  - a. Listen to the Long Aa rhyme – A’s my name. Two sounds I make: Short a in lamb, Long a in cake.
  - b. Decide if the word has a long a or short a: (bold words are long a)  
**ate at ape age stack shape fast play**
  - c. Practice writing uppercase A and lowercase a. Write 10 of each. Circle your best one.
  - d. Complete Intervention Support page 166-167.

Reading and Responding

1. Story – **Obey the Law!**
  - a. Read the story available in today’s online assignment or in the packet.
  - b. Questions: Name the characters in the story. How do they help us?

Writing

1. Community helpers are really important right now! Write three sentences about community helpers. Community helpers include police officers, firemen, nurses, doctors, and grocery store workers. How are they helping you stay safe and healthy?

### Day 2-

Foundational Skills:

1. Long Ii
  - a. Listen to the Long Ii rhyme – I’s my name. Two sounds have I: Short i in pig, Long i in pie.
  - b. Decide if the word has a long i or short i: (bold words are long i)  
big **icy item** inch ill **wide** which miss **nine drive ripe**
  - c. Practice writing uppercase I and lowercase i. Write 10 of each. Circle your best one.
  - d. Complete Intervention Support page 168.

Reading and Responding

2. Story: **Obey the Law!**
  - a. Read the story available in today’s online assignment or in the packet.
  - b. Questions: If you break a rule, did you obey it or not obey it? Give an example of a something that would break a rule at school.

Writing

1. Read the *We Make Words from Letters* page. First, say the letter names and count the letters in each word or name. Then, read the whole word.

### Day 3-

Foundational Skills:

1. Long Oo
  - a. Review the Long Oo rhyme – O’s my name. Two sounds I know. Short o in stop. Long o in go
  - b. Decide if the word has a long o or short o: (bold words are long o)

- not **ode** rock **nose pole** sop **rope** black **joke** **drove**
- Practice writing uppercase O and lowercase O. Write 10 of each. Circle your best one.
  - Complete Intervention Support page 169-170.

#### Reading and Responding

- Story: **Rules of the Wild**
  - Watch/read the story available in today's digital assignment or in the packet.
  - Questions: Which animal rule would you like to follow the most? Why? Which rule would be the hardest to follow? Why?

#### Writing

- Write three sentences about an animal rule from the story you would like to follow. Remember to put finger spaces between words, use punctuation, and an uppercase letter to start your sentences!

#### Day 4-

##### Foundational Skills:

- Reviewing Long Uu
  - Listen to the Long Uu rhyme – U is my name. Two sounds I use, short u in cub, long u in fuse.
  - Decide if the word has a long u or short u: (bold words are long u)  
hut **mule** hunt **huge** study **fume** jump pun run must **cube** **cute**
  - Practice writing uppercase U and lowercase u. Write 10 of each. Circle your best one.
  - Complete Intervention Support page 171.

#### Reading and Responding Story:

- Story - **Rules of the Wild**
  - Watch/read the story available in today's digital assignment or in the packet.
  - Vocabulary Questions: If you have **such** a good time at a party, do you have so much fun or so little fun? If you **declare** your favorite color, do you think about it or say it out loud? If you **exclaim** your answer, do you say it in a quiet way or a loud way?

#### Writing

- Write 3 sentences about why rules are important. Remember to put finger spaces between words, use punctuation, and an uppercase letter to start your sentences!

#### Day 5-

##### Foundational Skills

- Reviewing Long Ee
  - Listen to the Long Ee rhyme – E's my name. Two sounds for me. Shor e in hen, Long e in he.
  - Decide if the word has a long e or short e: (bold words are long e)  
**we** went **week** **bee** red left help **need** **read** **cheese** **sneeze**
  - Practice writing uppercase E and lowercase e. Write 10 of each. Circle your best one.
  - Complete Intervention Support page 172-173.

#### Reading and Responding

- Decodable Story: **Steve**
  - Steve** is available to read using the digital assignment or in the packet.
  - Find the sight words in the book: **there**
  - Questions: What is the new student's name? How many boys named Steve are in the class? Have you ever met someone with the same name as you?

## Writing

1. Write three declarative sentences. Declarative sentences end in a period and tell something.

## **MATH PRINT MATERIALS**

---

### Chapter 12: Three-Dimensional Shapes MyMath Targeted Intervention Packet

#### April 27 – **Three-Dimensional Shapes**

1. Find items in your house that are shaped like cubes, spheres, cylinders, and rectangular prisms. Refer to three-dimensional shapes page to help you.
2. Practice your math skills on Khan Academy and complete today's ConnectED online assignment. Try to do at least 30 minutes of online math work daily.
3. Complete 12-A pages in packet.

#### April 28 – **Cones**

1. Watch 3D Shapes for Kids by Jack Hartmann on YouTube at <https://www.youtube.com/watch?v=zPZegz690Mg>.
2. Practice your math skills on Khan Academy and complete today's ConnectED online assignment.
3. Complete 12-B pages in packet

#### April 29 – **Cubes**

1. Discuss how cubes, spheres, and cones are different. Can you find something cube shaped at your house?
2. Practice your math skills on Khan Academy and complete today's ConnectED online assignment.
3. Complete 12-C pages in packet.

#### April 30 – **Shapes that Roll**

1. Use a paper towel tube or can. Roll it across the floor. Which 3D shapes can roll? (sphere, cylinder, cone) Which 3D shapes cannot roll? (cubes, rectangular prism)
2. Practice your math skills on Khan Academy and complete today's ConnectED online assignment.
3. Complete 12-D pages in packet.

#### May 1 – **Common Shapes**

1. Make a shape museum at your house. Find objects that are cubes, cones, spheres, and cylinders. Sort them and label them. Give a family member a tour of your shape museum.
2. Practice your math skills on Khan Academy and complete today's ConnectED online assignment.
3. Complete 12-E pages in packet.



## **SCIENCE/SOCIAL STUDIES PRINT MATERIAL**

---

### **Science: Living vs Non-Living**

April 27 - Watch the **Day and Night/Video for Kids** video at [www.youtube.com/watch?v=Wt-CRkS-TYGs](http://www.youtube.com/watch?v=Wt-CRkS-TYGs). Then complete the ***Color Day and Night*** worksheet in your enrichment packet.

April 28 – Watch the **Night and Day, Sun and Moon! Song Ask the Story Bots/Netflix Jr** at [www.youtube.com/watch?v=pL1qvjuqtU](http://www.youtube.com/watch?v=pL1qvjuqtU). Then complete the ***Sunrise, Sunset*** worksheet in your enrichment packet.

April 29 – Watch the **Teaching Day and Night Sorting Activity** video at [www.youtube.com/watch?v=V-hQy\\_4MqGM](http://www.youtube.com/watch?v=V-hQy_4MqGM). Then complete the ***Starlight, Starbright*** worksheet in your enrichment packet.

April 30 – Watch the **Earth's Rotation & Revolution: Crash Course Kids 8.1** video at [www.youtube.com/watch?v=164YwNI1wro](http://www.youtube.com/watch?v=164YwNI1wro). Then complete the ***Good Day, Goodnight*** worksheet/booklet in your enrichment packet.

May 1 – Watch **Daniel Tiger's Day & Night (Day)** at [www.youtube.com/watch?v=DOPIH6dGWuQ](http://www.youtube.com/watch?v=DOPIH6dGWuQ). Then watch **Daniel Tiger's Day & Night (Night)** at [www.youtube.com/watch?v=0bCZ71cOlik](http://www.youtube.com/watch?v=0bCZ71cOlik). Then complete the ***You Are My Sunshine*** worksheet in your enrichment packet.

### **Daily Review of Skills**

---

Please use this time to review topics we cover during morning meeting/calendar time.

Have your child complete the following daily:

1. Say the days of the weeks. Identify what today is, yesterday was, and tomorrow will be.
2. Say the months of the year. Have your child find the date on a calendar at home.
3. Identify the season and the weather. Have your child name what changes he/she is noticing.
4. Count by 2's, 5's, and 10's. Count to 100 by ones.
5. Practice identifying numbers 1 to 20.
6. Sing the alphabet song.
7. Practice identifying all uppercase and lowercase letters.
8. Review/practice all of the sight words.
9. Say the pledge of allegiance.
10. Say the Rise Mission Statement:

Erie Rise Leadership Academy Charter School will educate, prepare, and encourage its students to develop a love for learning through effective teaching and real-life experiences as they become college and career ready.

## **ADDITIONAL RESOURCES (EDUCATIONAL)**

---

Khan Academy

<https://www.khanacademy.org/>

-Please contact us to get your child's free access code. You can message us through the school's website or our Class Dojo accounts.

PBS Kids Videos and Games

[www.pbskids.org](http://www.pbskids.org)

ABCYa

[www.abcya.com](http://www.abcya.com)

-Has lots of kindergarten level learning games that the kids love!

Starfall

[www.starfall.com](http://www.starfall.com)

-Great site for beginning readers. Tons of games and books to read.

Storyline Online

<https://www.storylineonline.net/>

-Videos of famous actors reading aloud picture books.

Pete the Cat

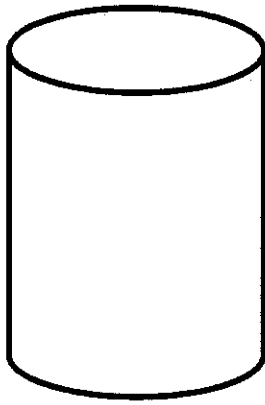
[www.petethecatbooks.com](http://www.petethecatbooks.com)

-Videos and activities about everyone's favorite blue cat.

GoNoodle

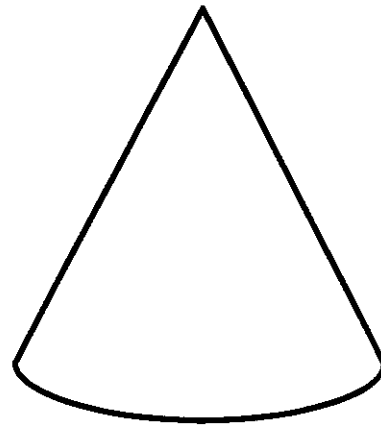
<https://www.gonoodle.com/>

---




**cylinder**

©The Mailbox<sup>®</sup>



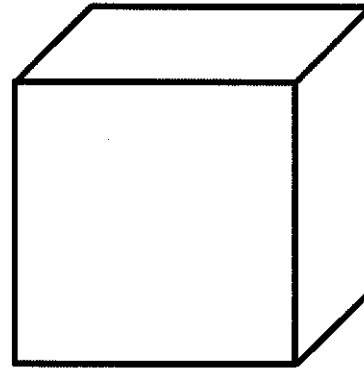
**cone**

©The Mailbox<sup>®</sup>



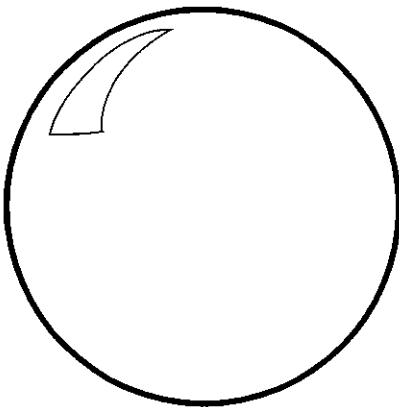
**rectangular  
prism**

©The Mailbox<sup>®</sup>



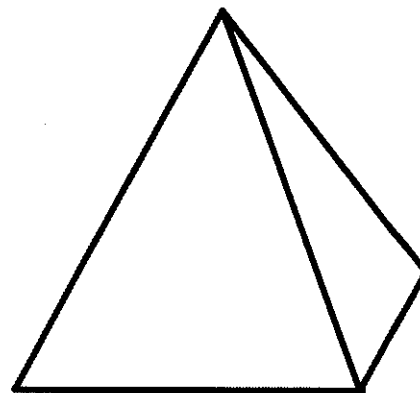
**cube**

©The Mailbox<sup>®</sup>



**sphere**

©The Mailbox<sup>®</sup>



**pyramid**

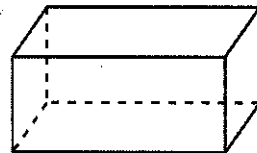
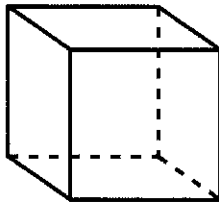
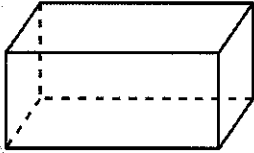
©The Mailbox<sup>®</sup>

Name \_\_\_\_\_

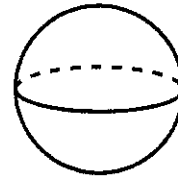
# Classifying Three-Dimensional Shapes

Lesson  
**12-A**

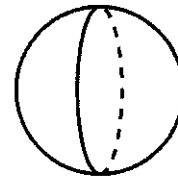
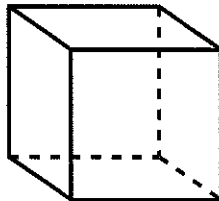
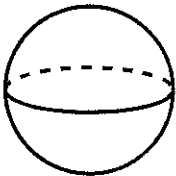
**1**



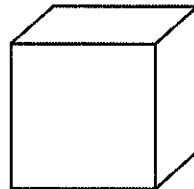

**2**



**3**



**4**



alike

different

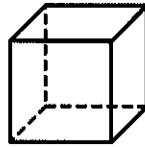
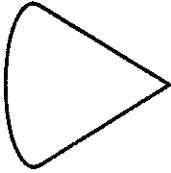
**Directions:** 1. Trace the dashed circles around the shapes in the row that are alike. 2-3. Circle the shapes in the row that are alike. 4. Are these shapes alike or different? Circle your answer.

Name \_\_\_\_\_

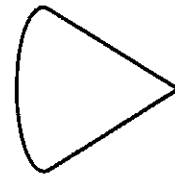
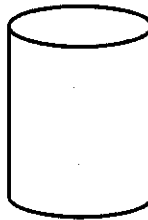
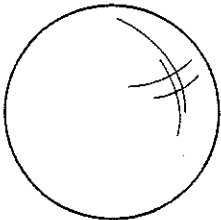
# Identify Cones

Lesson  
**12-B**

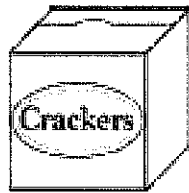
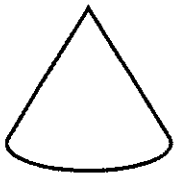
**1**




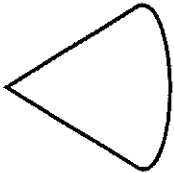
**2**



**3**



**4**



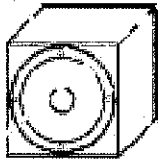
**Directions:** 1. Trace the dashed circle around the cone. 2. Circle the cone. 3-4. Name the first shape in the row. Compare it to the shapes of objects in the row. Circle the matching shape.

Name \_\_\_\_\_

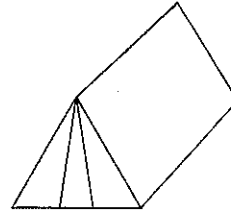
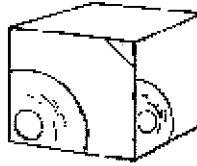
# Identify Cubes

Lesson  
**12-C**

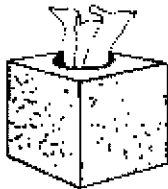
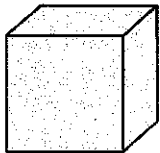
**1**



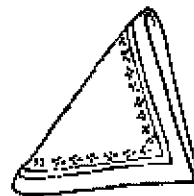
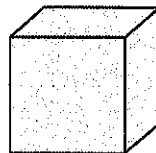
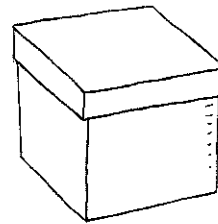
**2**



**3**



**4**

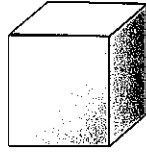



**Directions:** 1. Trace the X on the cube. 2. Draw an X on the cube. 3-4. Point to the cube. Draw a line from the cube to an object that is shaped like a cube.

Name \_\_\_\_\_

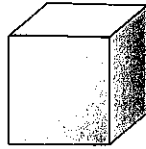
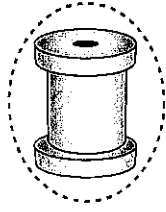
# Shapes that Roll

Lesson  
**12-D**



round

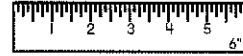
not round



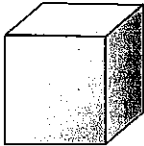
1



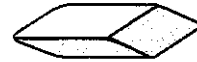
2





3



4



5



6




Directions: 1-6. Circle the object that rolls.


Name \_\_\_\_\_

Lesson  
**12-D**


**7**





**8**



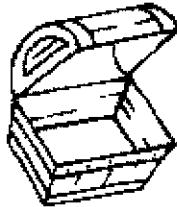
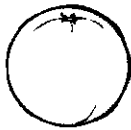
**9**



**10**



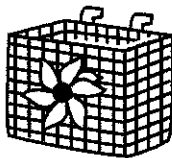

**11**



**12**



**13**



**14**



Copyright © The McGraw-Hill Companies, Inc.

Directions: 7-10. Circle the object that rolls. 11-14. Circle the object that does not roll.



**Essential Question** Why do communities have rules?


# Obey the Law!

by Albert Carangelo  
illustrated by John Nez



Students learn about the world around them. Sometimes teachers invite visitors to their classrooms.

The visitors are people who tell about their jobs. The students learn by listening to the visitors.

A police officer visits a class to tell about her job and to tell about laws. Police officers work to keep the community safe. 🚓



Laws are rules made for the whole community. When people break laws, they can get hurt. Others can get hurt too. A driver who ignores a stop sign can cause an accident. Police officers look out for people who break laws.



A judge visits a class to tell about his job. Judges also work to keep the community safe. When police officers find people who break laws, the officers bring the law breakers to court. At court, the judge listens.

At court, people tell whether or not they broke the law. Another person, a lawyer, helps them tell their story. The lawyer stands beside them to help explain the law.

Another group of people, called a jury, listens to the story. The jury decides whether or not the person broke the law. If the jury decides the law was broken, then the judge must decide what to do. 5






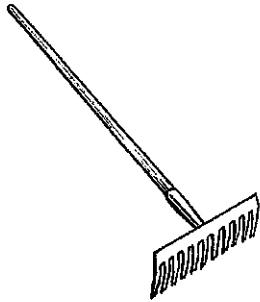
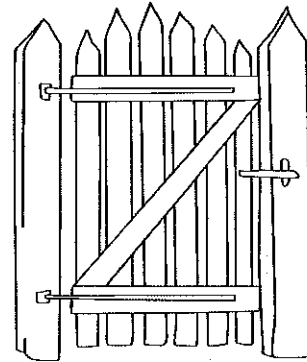

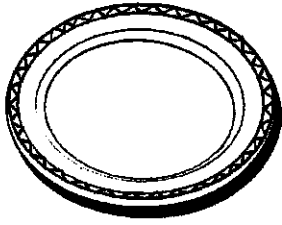


Police officers, judges, lawyers, and juries all work together. They make up the community's system for keeping it safe. They help the members of the community follow the rules.

They cannot do it all alone, though. They need the help of each person. Adults, students, children—everyone can help by always remembering to obey the law. ①



Name \_\_\_\_\_ Date \_\_\_\_\_



Copyright © McGraw-Hill Education


Directions: Draw a circle around each picture whose name has the /ā/ sound. Draw a line under each picture whose name has the /a/ sound.

Name \_\_\_\_\_ Date \_\_\_\_\_



ape


pad



sat

snake

Copyright © McGraw-Hill Education

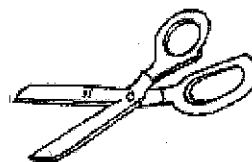








grab

grape

Directions: Listen as I say each word. Draw a circle around the word with the /ā/ sound that names each picture.





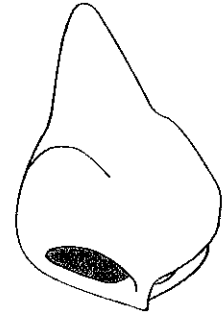


Name \_\_\_\_\_ Date \_\_\_\_\_



Copyright © McGraw-Hill Education

Directions: Draw a circle around each picture whose name has the /ī/ sound. Draw a line under each picture whose name has the /i/ sound.

Name \_\_\_\_\_ Date \_\_\_\_\_




Copyright © McGraw-Hill Education


Directions: Draw a circle around each picture whose name has the /ō/ sound. Draw a line under each picture whose name has the /o/ sound.




Name \_\_\_\_\_ Date \_\_\_\_\_



note not



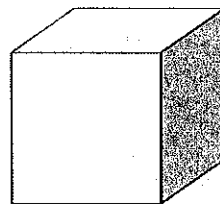


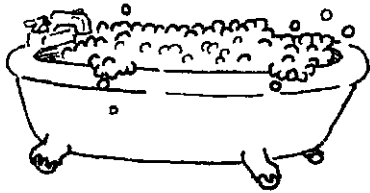



job joke



off open

Directions: Listen as I say each word. Draw a circle around the word with the /ō/ sound that names each picture.


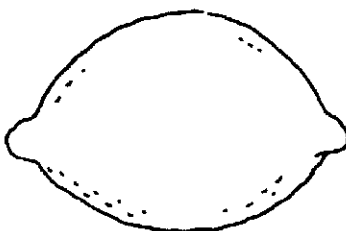
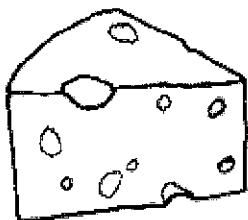



Name \_\_\_\_\_ Date \_\_\_\_\_



Copyright © McGraw-Hill Education


Directions: Draw a circle around each picture whose name has the /ū/ sound. Draw a line under each picture whose name has the /u/ sound.

Name \_\_\_\_\_ Date \_\_\_\_\_



Copyright © McGraw-Hill Education

Directions: Draw a circle around each picture whose name has the /ē/ sound. Draw a line under each picture whose name has the /e/ sound.



i e o a



i e o a




i e o a



i e o a

Copyright © McGraw-Hill Education



i e o a



i e o a

Directions: Listen as I say each picture name. Circle the letter *i* if the word has the /i/ sound. Circle the letter *e* if the word has the /e/ sound. Circle the letter *o* if the word has the /o/ sound. Circle the letter *a* if the word has the /a/ sound.



**Essential Question** What would it be like without rules?

# Rules of the Wild


An Unusual Book of Manners


by Bridget Levin  
illustrated by Amanda Shepherd

If your mom had a tail  
or your father a mane,  
the rules of your house  
might not be such a pain. 🐾



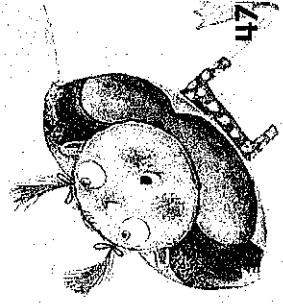

Mother Piggy would say,  
"Eat whatever you like."







Mother Dolphin would nod,  
"Splashing is fine."

Father Fruit Bat declare,  
"You can stay up all night."



Father Lion exclaim,

"That roar sounds divine!"



If your mom was cold-blooded,  
your dad tended to drool,  
could you mind all your manners?  
Would you follow the rules?

Mother snake wouldn't scold,  
"Don't leave clothes on the floor."




Father Camel wouldn't huff,  
"Please don't spit any more!"


Mother Groundhog would say,  
"Sure, go play in the dirt."  
Father Elephant declare,  
"On your mark, get set . . .  
SQUIRT!"





If your parents were four-legged  
or had wings, tails or tusks,  
would you know all the mustn'ts?   
Would you know all the musts?

Mother Cow wouldn't urge,  
"Chew with your mouth closed, my dear."  
Father Walrus wouldn't fuss,  
"We don't burp around here."






Father Raccoon would say,  
"Fine, dunking food isn't wrong."



Mother Grizzly would yawn,  
"Sure, sleep all winter long." 5

But if your father wears clothing  
and your mother does, too,  
you know how to behave.  
You know just what to do.

Don't you? 6



Name \_\_\_\_\_



Date \_\_\_\_\_

## **COLOR DAY AND NIGHT**

When did the Sun rise today? When did it set? Have you ever wondered why it is dark outside at night, and why the Sun is up during the day? This is because the Earth rotates on its axis. Half of our planet faces the Sun, which makes it daylight. The other half of the planet faces away from the Sun, which means that it is nighttime for that side of the Earth. When the Earth rotates on its axis, our time switches between daytime and nighttime.

**Directions:** Look at the diagram\* below. Do you see how the Earth faces the Moon and the Sun? With a yellow crayon, color the half of the planet that is covered in daylight. With a black or gray crayon, color in night time.

\* Not drawn to scale.









Name \_\_\_\_\_

Day and Night  
Classification

# You Are My Sunshine!

 Color the daytime objects.



Listen for directions.

**sunrise**

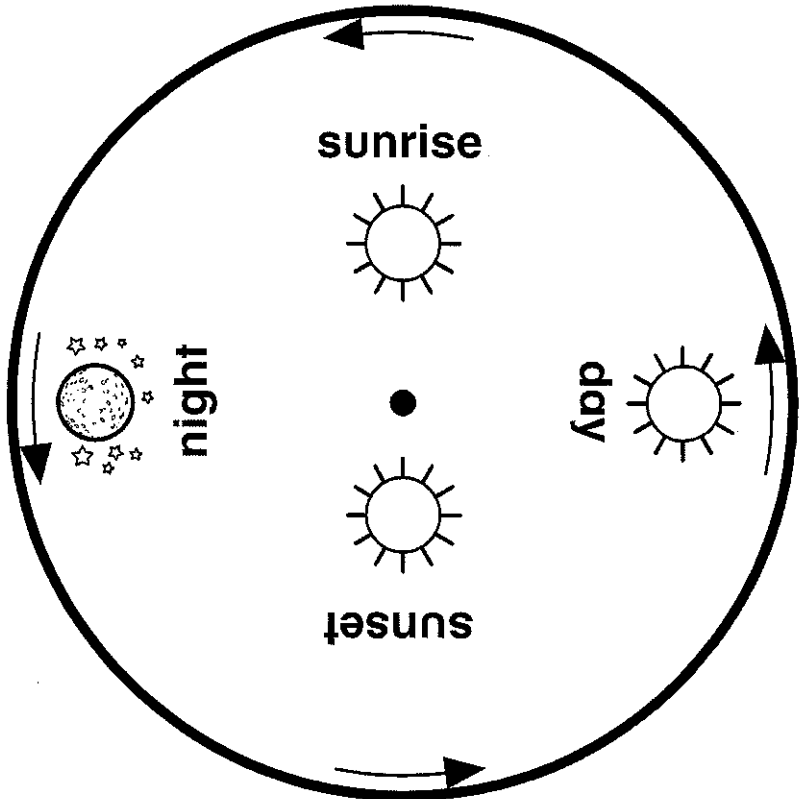
1.

**day**

2.

**sunset**



3.



Staple flaps here.

**night**

4.

 **Good Day!**  
**Good Night!** 

\_\_\_\_\_

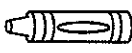
Name \_\_\_\_\_








©The Education Center, Inc. • Teacher's Helper® • TEC45007 • June/July 2003

Name \_\_\_\_\_

Day and Night  
Classification

# Star Light, Star Bright

 Color the nighttime objects.



# Sunrise, Sunset

Tell about the sun.



East

The sun rises

in the

It is

West

The sun sets

in the

It is

©The Education Center, Inc. • Teacher's Helper® • TEC45007 • June/July 2003

west.

day.

night.

east.







cover

# Steve

by Ethan Decker  
illustrated by Karen Ortiz



MC  
GERN  
FLIP  
ILLUSTRATION



Yes, Steve is here.

We see him.

But did she see Steve yet?

MHEonline.com



Copyright © 2015 by McGraw-Hill Education


All rights reserved. No part of this publication may be reproduced or distributed in any form or by any means, or stored in a database or retrieval system, without the prior written consent of McGraw-Hill Education, including, but not limited to, network storage or transmission, or broadcast for distance learning.

Send all inquiries to:  
McGraw-Hill Education  
8787 Orion Place  
Columbus, OH 43240

ISBN: 978-0-02-138079-4  
MHID: 0-02-138079-1

Printed in the United States of America.


1 2 3 4 5 6 7 8 9 ELUS 20 19 18 17 16 15 14



She has Steves!


She has nine!

She has big Steves and slim Steves.




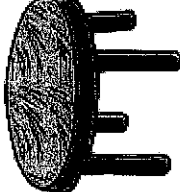
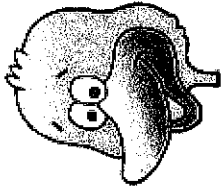
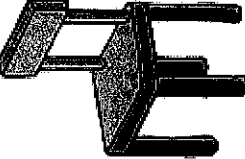
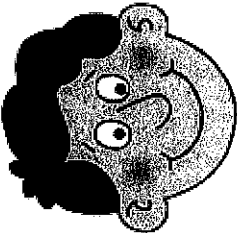




But there is no Ben.  
Just Steves!

There is no Ken.  
Just Steves!



She has ten Steves!

We make words from letters.

Andre		Andre	
Doodle		Doodle	
Mr. Lopez		Mr. Lopez	
Mike		Mike	
Vicki		Vicki	